



24 - 25 April

CIRCUITO DO ESTORIL

FIM CEV REPSOL 2021



HAWKERS ETC

FIM CEV REPSOL CIRCUITO DO ESTORIL

RACE 1 (16 Laps, 66,9 km.)

Classification

No	Rider	Nat	Team	Bike	Tires	Cl.	Laps	Total Time	Gap	Kph	Best Lap		
											Lap	Time	Kph
1	12 JACOB ROULSTONE	AUS	LEOPARD IMPALA JUNIOR TEAM	HONDA	BRIDGES		16	28:59.199	-	138.5	8	1:47.728	139.8
2	10 ADRIAN CRUCES	SPA	CUNA DE CAMPEONE	HONDA	BRIDGES		16	28:59.613	+0.414	138.5	14	1:47.491	140.1
3	78 JOEL ESTEBAN RUIZ	SPA	IGAX TEAM	HONDA	BRIDGES		16	29:00.152	+0.953	138.4	8	1:47.528	140.0
4	18 ANGEL PIQUERAS GARCIA	SPA	TEAM ESTRELLA GALICIA 0,0	HONDA	BRIDGES		16	29:00.152	+0.953	138.4	16	1:47.707	139.8
5	28 MAXIMO MARTINEZ QUILES	SPA	TEAM HONDALAGLISSE	HONDA	BRIDGES		16	29:00.186	+0.987	138.4	14	1:47.606	139.9
6	27 RICO SALMELA	FIN	TEAM ESTRELLA GALICIA 0,0	HONDA	BRIDGES		16	29:00.491	+1.292	138.4	9	1:47.880	139.6
7	36 SHARUL SHARIL	MAL	LIQUI MOLY INTACT SIC RACING TEAM	HONDA	BRIDGES		16	29:00.559	+1.360	138.4	9	1:47.646	139.9
8	44 HUGO MILLAN	SPA	CUNA DE CAMPEONES	HONDA	BRIDGES		16	29:01.319	+2.120	138.3	6	1:47.876	139.6
9	51 BRIAN URIARTE DIEGO	SPA	TEAM ESTRELLA GALICIA 0,0	HONDA	BRIDGES		16	29:01.348	+2.149	138.3	7	1:47.874	139.6
10	81 CESAR PARRILLA	SPA	FAU55 TEY RACING	HONDA	BRIDGES		16	29:01.632	+2.433	138.3	4	1:47.456	140.1
11	85 XABI ZURUTUZA	SPA	CUNA DE CAMPEONES	HONDA	BRIDGES		16	29:01.633	+2.434	138.3	4	1:47.774	139.7
12	95 MARCO MORELLI CHINCO	ARG	TEAM ESTRELLA GALICIA 0,0	HONDA	BRIDGES		16	29:08.251	+9.052	137.8	6	1:48.092	139.3
13	47 DODO BOGGIO	ITA	ASPAR JUNIOR TEAM	HONDA	BRIDGES		16	29:08.323	+9.124	137.8	7	1:48.073	139.3
14	19 POL SOLA	SPA	ASPAR JUNIOR TEAM	HONDA	BRIDGES		16	29:08.477	+9.278	137.8	13	1:48.282	139.0
15	24 GUILLEM PLANQUES	FRA	LARRESPORT	HONDA	BRIDGES		16	29:16.240	+17.041	137.2	6	1:48.624	138.6
16	22 DAVID GARCIA ALMANSA	SPA	FINETWORK HAWKERS JUNIOR TEAM	HONDA	BRIDGES		16	29:25.500	+26.301	136.4	6	1:47.698	139.8
17	25 GONZALO PÉREZ ALVAREZ	SPA	FINETWORK HAWKERS JUNIOR TEAM	HONDA	BRIDGES		16	29:26.596	+27.397	136.4	4	1:49.122	138.0
18	5 OLEG MAX PAWELEC	POL	WOJCIK JUNIOR RACING TEAM	HONDA	BRIDGES		16	29:26.977	+27.778	136.3	4	1:48.868	138.3
19	87 ALEX GOURDON	FRA	LEOPARD IMPALA JUNIOR TEAM	HONDA	BRIDGES		16	29:27.035	+27.836	136.3	4	1:48.996	138.1
20	17 TORIN COLLINS	CAN	TEAM MTA	HONDA	BRIDGES		16	29:36.251	+37.052	135.6	9	1:49.544	137.4
21	67 CASEY O'GORMAN	IRL	CUNA DE CAMPEONES	HONDA	BRIDGES		16	29:37.016	+37.817	135.6	16	1:48.270	139.1
22	89 DEMIS MIHAILA	ITA	TEAM HONDA LAGLISSE	HONDA	BRIDGES		16	29:37.631	+38.432	135.5	15	1:49.786	137.1
23	93 GUIDO PINI	ITA	AC RACING TEAM	HONDA	BRIDGES		16	29:38.682	+39.483	135.4	14	1:49.891	137.0
24	62 BLAI TRIAS MOLAS	SPA	ARTBOX	HONDA	BRIDGES		16	29:38.828	+39.629	135.4	9	1:50.113	136.7
25	26 PAU ALSINA	SPA	ARTBOX	HONDA	BRIDGES		16	29:39.534	+40.335	135.4	10	1:49.803	137.1
26	20 OWEN VAN TRIGT	NED	LARRESPORT	HONDA	BRIDGES		16	29:39.626	+40.427	135.4	10	1:49.790	137.1
27	21 RUCHÉ MOODLEY	RSA	FIFTY MOTORSPORT	HONDA	BRIDGES		16	29:39.653	+40.454	135.4	7	1:49.866	137.0
28	73 GONCALO RIBEIRO	POR	LOUSAESTRADAS	HONDA	BRIDGES		16	29:39.760	+40.561	135.3	6	1:49.825	137.1
29	37 COREY TINKER	GBR	SIC58 SQUADRA CORSE	HONDA	BRIDGES		16	29:39.847	+40.648	135.3	15	1:50.003	136.9
30	16 ALESSANDRO SCJARRETTA	ITA	AC RACING	HONDA	BRIDGES		16	29:40.151	+40.952	135.3	16	1:50.079	136.8
31	91 KOTARO UCHIUMI	JPN	FAU55 TEY RACING	HONDA	BRIDGES		16	29:40.294	+41.095	135.3	12	1:50.019	136.8
32	84 THEO GOURDON	FRA	LEOPARD IMPALA JUNIOR TEAM	HONDA	BRIDGES		16	29:42.038	+42.839	135.2	10	1:49.553	137.4
Not classified													
43	AMANUEL BRINTON	GBR	IGAX TEAM	HONDA	BRIDGES		14	25:55.832			9	1:49.239	137.8
Retired													
83	ALVARO CARPE RUIZ	SPA	MT-FOUNDATION 77	HONDA	BRIDGES		15	27:11.519			8	1:47.555	140.0
54	ALBERTO FERRANDEZ	SPA	MT-FOUNDATION 77	HONDA	BRIDGES		10	18:09.187			6	1:48.049	139.3
66	PHILLIP TONN	GER	LIQUI MOLY INTACT SIC RACING TEAM	HONDA	BRIDGES		10	18:09.248			6	1:47.310	140.3
31	ROBERTO GARCIA	SPA	AVATEL - CARDOSO RACING	HONDA	BRIDGES		10	18:09.366			6	1:47.613	139.9
57	JOHNNY GARNES	GBR	KRP	HONDA	BRIDGES		1	1:59.827					

Pole Position:

ALVARO CARPE RUIZ

Fastest Lap:

Lap6

PHILLIP TONN

1:47.310

140.3 Kph

Published at:

Track Status: **DRY**

Clerk of the course:

João Pedro Lima

Timekeeper:

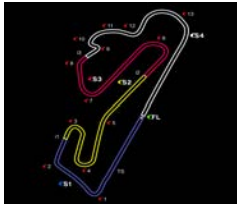




24 - 25 April

CIRCUITO DO ESTORIL

FIM CEV REPSOL 2021



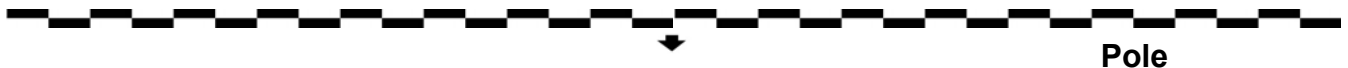
HAWKERS ETC

FIM CEV REPSOL CIRCUITO DO ESTORIL 2021

RACE 1 (16 Laps, 66,9 km.)

Official Starting Grid

	<u>84 GOURDON. THEO</u> 38	<u>93 PINI. GUIDO</u> 37
<u>91 UCHIUMI. KOTARO</u> 36	<u>37 TINKER. COREY</u> 35	<u>26 ALSINA. PAU</u> 34
<u>21 MOODLEY. RUCHÉ</u> 33	<u>73 RIBEIRO. GONCALO</u> 32	<u>89 MIHAILA. DEMIS</u> 31
<u>16 SCIARRETTA. ALESSA</u> 30	<u>17 COLLINS. TORIN</u> 29	<u>20 VAN TRIGT. OWEN</u> 28
<u>62 TRIAS MOLAS. BLAI</u> 27	<u>57 GARNES. JOHNNY</u> 26	<u>25 PÉREZ ALVAREZ. GON</u> 25
<u>5 MAX PAWELEC. OLEG</u> 24	<u>95 MORELLI CHINCO. MAI</u> 23	<u>43 BRINTON. AMANUEL</u> 22
<u>87 GOURDON. ALEX</u> 21	<u>19 SOLA. POL</u> 20	<u>47 BOGGIO. DODO</u> 19
<u>51 URIARTE DIEGO. BRIA</u> 18	<u>24 PLANQUES. GUILLEM</u> 17	<u>81 PARRILLA. CESAR</u> 16
<u>85 ZURUTUZA. XABI</u> 15	<u>27 SALMELA. RICO</u> 14	<u>36 SHARIL. SHARUL</u> 13
<u>66 TONN. PHILLIP</u> 12	<u>22 GARCIA ALMANSA. DA</u> 11	<u>31 GARCIA. ROBERTO</u> 10
<u>28 MARTINEZ QUILES. MA</u> 9	<u>12 ROULSTONE. JACOB</u> 8	<u>10 CRUCES. ADRIAN</u> 7
<u>44 MILLAN. HUGO</u> 6	<u>78 ESTEBAN RUIZ. JOEL</u> 5	<u>67 O'GORMAN. CASEY</u> 4
<u>54 FERRANDEZ. ALBERTO</u> 3	<u>18 PIQUERAS GARCIA. AI</u> 2	<u>83 CARPE RUIZ. ALVARO</u> 1

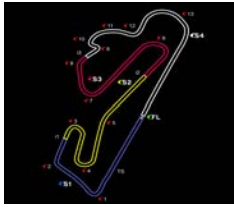


Pole

Clerk of the course:

João Pedro Lima

Timekeeper:



HAWKERS ETC

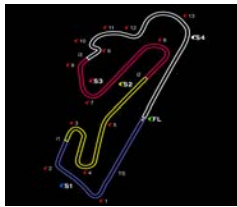
FIM CEV REPSOL CIRCUITO DO ESTORIL 2021

RACE 1

Sector Analysis

— Invalidated Lap ■ Personal Best ■ Session Best B Crossing the pit lane

Lap	Time	Sector 1	Sector 2	Sector 3	Sector 4	Elapsed	Lap	Time	Sector 1	Sector 2	Sector 3	Sector 4	Elapsed		
5	OLEG MAX PAWELEC						POL	16	ALESSANDRO SCIARRETTA						ITA
	WOJCIK JUNIOR RACING TEAM						HONDA		AC RACING						HONDA
1	1:57.761	29.524	27.741	25.754	34.742	1:57.761	1	1:58.970	29.885	28.365	25.997	34.723	1:58.970		
2	1:50.001	22.819	27.252	25.356	34.574	3:47.762	2	1:50.532	22.867	27.172	25.739	34.754	3:49.502		
3	1:49.243	22.835	27.127	25.352	33.929	5:37.005	3	1:50.906	23.275	27.327	25.538	34.766	5:40.408		
4	1:48.868	22.646	26.951	25.274	33.997	7:25.873	4	1:51.842	23.368	27.673	25.600	35.201	7:32.250		
5	1:49.866	23.034	27.314	25.317	34.201	9:15.739	5	1:52.031	22.924	28.261	25.987	34.859	9:24.281		
6	1:49.687	22.904	27.189	25.277	34.317	11:05.426	6	1:50.413	23.074	27.246	25.350	34.743	11:14.694		
7	1:50.247	23.256	27.201	25.420	34.370	12:55.673	7	1:50.459	23.014	27.485	25.269	34.691	13:05.153		
8	1:51.010	22.990	27.389	25.863	34.768	14:46.683	8	1:51.028	23.164	27.305	25.604	34.955	14:56.181		
9	1:50.122	22.964	27.167	25.419	34.572	16:36.805	9	1:50.933	23.122	27.700	25.541	34.570	16:47.114		
10	1:50.690	22.925	27.756	25.503	34.506	18:27.495	10	1:50.656	23.157	27.500	25.357	34.642	18:37.770		
11	1:50.768	23.418	27.534	25.318	34.498	20:18.263	11	1:50.477	22.785	27.608	25.259	34.825	20:28.247		
12	1:50.482	23.261	27.362	25.345	34.514	22:08.745	12	1:50.321	22.913	27.369	25.141	34.898	22:18.568		
13	1:49.670	22.972	27.316	25.207	34.175	23:58.415	13	1:50.875	22.875	27.943	25.462	34.595	24:09.443		
14	1:49.383	22.892	27.070	25.014	34.407	25:47.798	14	1:50.236	23.076	27.282	25.169	34.709	25:59.679		
15	1:49.604	22.989	27.199	25.166	34.250	27:37.402	15	1:50.393	23.114	27.346	25.227	34.706	27:50.072		
16	1:49.575	22.610	27.076	25.049	34.840	29:26.977	16	1:50.079	23.106	27.235	25.337	34.401	29:40.151		
10	ADRIAN CRUCES						SPA	17	TORIN COLLINS						CAN
	CUNA DE CAMPEONE						HONDA		TEAM MTA						HONDA
1	1:53.520	26.828	27.572	25.013	34.107	1:53.520	1	2:01.744	30.288	28.896	27.059	35.501	2:01.744		
2	1:49.338	22.693	27.253	25.010	34.382	3:42.858	2	1:50.883	23.180	27.789	25.563	34.351	3:52.627		
3	1:48.467	22.619	27.104	24.950	33.794	5:31.325	3	1:50.598	23.164	27.348	25.292	34.794	5:43.225		
4	1:48.330	22.784	26.888	24.799	33.859	7:19.655	4	1:49.582	22.561	27.168	25.367	34.486	7:32.807		
5	1:49.147	22.549	27.047	24.929	34.622	9:08.802	5	1:50.285	22.643	28.179	25.487	33.976	9:23.092		
6	1:48.170	22.730	26.749	24.848	33.843	10:56.972	6	1:50.514	22.920	27.398	25.558	34.638	11:13.606		
7	1:48.118	22.406	26.689	24.855	34.168	12:45.090	7	1:50.595	23.045	27.509	25.291	34.750	13:04.201		
8	1:48.109	22.562	26.987	24.801	33.759	14:33.199	8	1:49.889	22.835	27.399	25.323	34.332	14:54.090		
9	1:48.654	22.334	27.021	24.953	34.346	16:21.853	9	1:49.544	22.937	27.322	25.077	34.208	16:43.634		
10	1:49.335	22.634	26.980	25.040	34.681	18:11.188	10	1:50.851	23.164	27.663	25.469	34.555	18:34.485		
11	1:48.726	22.835	26.798	25.040	34.053	19:59.914	11	1:50.791	23.103	27.621	25.300	34.767	20:25.276		
12	1:48.423	22.540	26.987	24.991	33.905	21:48.337	12	1:50.496	22.772	27.367	25.383	34.974	22:18.772		
13	1:47.843	22.379	26.821	24.975	33.668	23:36.180	13	1:50.185	22.766	27.562	25.151	34.706	24:05.957		
14	1:47.491	22.341	26.724	24.781	33.645	25:23.671	14	1:50.115	22.554	27.346	25.488	34.727	25:56.072		
15	1:48.036	22.675	26.884	24.515	33.962	27:11.707	15	1:50.209	22.760	27.731	25.253	34.465	27:46.281		
16	1:47.906	22.366	26.765	24.659	34.116	28:59.613	16	1:49.970	22.897	27.410	25.265	34.398	29:36.251		
12	JACOB ROULSTONE						AUS	18	ANGEL PIQUERAS GARCIA						SPA
	LEOPARD IMPALA JUNIOR TEAM						HONDA		TEAM ESTRELLA GALICIA 0,0						HONDA
1	1:55.781	28.033	27.620	25.269	34.859	1:55.781	1	1:53.822	26.709	27.857	25.255	34.001	1:53.822		
2	1:48.044	22.491	26.697	24.827	34.029	3:43.825	2	1:49.016	22.672	27.148	25.171	34.025	3:42.838		
3	1:47.994	22.517	26.681	24.899	33.897	5:31.819	3	1:48.111	22.491	26.817	24.909	33.894	5:30.949		
4	1:47.948	22.753	26.596	24.800	33.799	7:19.767	4	1:48.401	22.780	26.909	24.703	34.009	7:19.350		
5	1:48.341	22.667	26.736	25.122	33.816	9:08.108	5	1:48.439	22.681	26.952	25.054	33.752	9:07.789		
6	1:47.828	22.558	26.579	24.828	33.863	10:55.936	6	1:48.232	22.674	26.765	24.739	34.054	10:56.021		
7	1:48.516	22.750	26.843	25.003	33.920	12:44.452	7	1:48.625	22.725	26.775	25.167	33.958	12:44.646		
8	1:47.728	22.507	26.650	24.856	33.715	14:32.180	8	1:47.880	22.566	26.741	24.823	33.750	14:32.526		
9	1:48.995	22.830	26.951	24.944	34.270	16:21.175	9	1:48.705	22.660	26.959	25.218	33.868	16:21.231		
10	1:48.363	22.578	26.914	25.016	33.855	18:09.538	10	1:49.023	22.636	26.945	25.193	34.249	18:10.254		
11	1:49.606	22.572	27.407	24.971	34.656	19:59.144	11	1:48.523	22.408	26.959	24.730	34.426	19:58.777		
12	1:47.963	22.409	26.810	24.781	33.963	21:47.107	12	1:48.249	22.374	26.958	24.774	34.143	21:47.026		
13	1:48.251	22.490	27.064	24.553	34.144	23:35.358	13	1:48.528	22.704	27.062	24.933	33.829	23:35.554		
14	1:47.994	22.671	26.761	24.441	34.121	25:23.352	14	1:48.354	22.763	26.806	25.008	33.777	25:23.908		
15	1:48.038	22.518	27.014	24.404	34.102	27:11.390	15	1:48.537	22.966	26.876	24.682	34.013	27:12.445		
16	1:47.809	22.547	26.740	24.544	33.978	28:59.199	16	1:47.707	22.696	26.554	24.621	33.836	29:00.152		



HAWKERS ETC

FIM CEV REPSOL CIRCUITO DO ESTORIL 2021

RACE 1

Sector Analysis

Invalidated Lap Personal Best Session Best Crossing the pit lane

Lap	Time	Sector 1	Sector 2	Sector 3	Sector 4	Elapsed	Lap	Time	Sector 1	Sector 2	Sector 3	Sector 4	Elapsed		
19	POL SOLA						SPA	22	DAVID GARCIA ALMANSA						SPA
	ASPAR JUNIOR TEAM						HONDA		FINETWORK HAWKERS JUNIOR TE						HONDA
1	1:56.685	28.292	28.073	25.785	34.535	1:56.685	1	1:54.980	28.130	26.944	25.665	34.241	1:54.980		
2	1:48.906	22.433	27.081	25.420	33.972	3:45.591	2	1:48.469	22.598	26.840	24.869	34.162	3:43.449		
3	1:48.804	22.832	26.901	25.004	34.067	5:34.395	3	1:48.246	22.268	26.973	25.067	33.938	5:31.695		
4	1:48.664	22.315	26.949	25.117	34.283	7:23.059	4	1:48.649	22.635	26.812	25.366	33.836	7:20.344		
5	1:48.992	22.581	26.994	25.092	34.325	9:12.051	5	1:48.418	22.437	26.864	25.013	34.104	9:08.762		
6	1:48.742	22.581	26.948	24.855	34.358	11:00.793	6	1:47.698	22.428	26.791	24.919	33.560	10:56.460		
7	1:48.775	22.505	26.969	25.028	34.273	12:49.568	7	1:48.885	22.463	27.131	25.337	33.954	12:45.345		
8	1:48.917	22.716	27.061	25.021	34.119	14:38.485	8	1:48.421	22.564	27.047	25.021	33.789	14:33.766		
9	1:48.672	22.409	27.074	25.090	34.099	16:27.157	9	1:48.181	22.290	26.777	25.028	34.086	16:21.947		
10	1:49.320	22.798	27.052	25.330	34.140	18:16.477	10	1:49.040	22.283	27.031	24.896	34.830	18:10.987		
11	1:48.738	22.304	27.009	25.088	34.337	20:05.215	11	2:08.606	23.782	44.880	25.459	34.485	20:19.593		
12	1:48.586	22.392	26.863	25.120	34.211	21:53.801	12	1:48.834	22.552	26.779	24.968	34.535	22:08.427		
13	1:48.282	22.188	26.978	25.143	33.973	23:42.083	13	1:49.217	22.446	27.181	25.241	34.349	23:57.644		
14	1:48.541	22.696	26.830	24.938	34.077	25:30.624	14	1:49.440	22.766	27.042	25.125	34.507	25:47.084		
15	1:49.277	22.581	27.208	25.336	34.152	27:19.901	15	1:49.306	22.553	27.235	25.223	34.295	27:36.390		
16	1:48.576	22.558	27.150	25.064	33.804	29:08.477	16	1:49.110	22.471	27.062	25.290	34.287	29:25.500		
20	OWEN VAN TRIGT						NED	24	GUILLEM PLANQUES						FRA
	LARRESPORT						HONDA		LARRESPORT						HONDA
1	2:01.701	31.417	28.340	26.750	35.194	2:01.701	1	1:56.753	28.957	27.839	25.715	34.242	1:56.753		
2	1:51.323	23.481	27.705	25.744	34.393	3:53.024	2	1:49.721	22.653	27.286	25.399	34.383	3:46.474		
3	1:50.225	22.983	27.315	25.321	34.606	5:43.249	3	1:49.392	22.613	27.099	25.115	34.565	5:35.866		
4	1:50.442	23.162	27.318	25.264	34.698	7:33.691	4	1:48.999	22.975	26.981	25.064	33.979	7:24.865		
5	1:50.906	22.855	27.395	26.176	34.480	9:24.597	5	1:48.850	22.709	27.060	24.920	34.161	9:13.715		
6	1:50.939	23.643	27.600	25.404	34.292	11:15.536	6	1:48.624	22.388	27.044	25.114	34.078	11:02.339		
7	1:50.810	23.364	27.454	25.651	34.341	13:06.346	7	1:48.760	22.462	27.002	25.025	34.271	12:51.099		
8	1:50.215	22.997	27.400	25.425	34.393	14:56.561	8	1:48.678	22.421	27.005	25.017	34.235	14:39.777		
9	1:50.714	23.487	27.383	25.507	34.337	16:47.275	9	1:48.890	22.438	27.172	24.973	34.307	16:28.667		
10	1:49.790	22.849	27.394	25.359	34.188	18:37.065	10	1:48.783	22.469	27.128	24.941	34.245	18:17.450		
11	1:51.182	23.315	28.477	25.140	34.250	20:28.247	11	1:49.030	22.466	27.248	24.970	34.346	20:06.480		
12	1:49.959	22.736	27.299	25.260	34.664	22:18.206	12	1:48.956	22.519	27.117	25.013	34.307	21:55.436		
13	1:50.455	22.718	27.666	25.391	34.680	24:08.661	13	1:49.417	22.498	27.171	25.128	34.620	23:44.853		
14	1:49.953	23.049	27.278	25.084	34.542	25:58.614	14	1:49.621	22.648	27.362	25.008	34.603	25:34.474		
15	1:50.408	23.089	27.455	25.301	34.563	27:49.022	15	1:49.778	22.682	27.422	25.130	34.544	27:24.252		
16	1:50.604	23.267	27.433	25.452	34.452	29:39.626	16	1:51.988	23.032	27.737	25.538	35.681	29:16.240		
21	RUCHÉ MOODLEY						RSA	25	GONZALO PÉREZ ALVAREZ						SPA
	FIFTY MOTORSPORT						HONDA		FINETWORK HAWKERS JUNIOR TE						HONDA
1	2:01.159	30.804	28.517	26.285	35.553	2:01.159	1	1:57.216	29.220	27.710	25.505	34.781	1:57.216		
2	1:52.337	24.276	27.740	25.675	34.646	3:53.496	2	1:49.968	22.537	27.045	25.800	34.586	3:47.184		
3	1:50.233	23.013	27.369	25.466	34.385	5:43.729	3	1:49.450	22.708	27.106	25.353	34.283	5:36.634		
4	1:50.421	23.073	27.320	25.384	34.644	7:34.150	4	1:49.122	22.490	27.083	25.209	34.340	7:25.756		
5	1:51.071	22.836	27.308	25.924	35.003	9:25.221	5	1:49.872	23.061	27.156	25.066	34.589	9:15.628		
6	1:50.491	23.090	27.637	25.469	34.295	11:15.712	6	1:49.765	22.734	27.108	25.364	34.559	11:05.393		
7	1:49.866	22.538	27.565	25.402	34.361	13:05.578	7	1:50.221	22.758	27.262	25.471	34.730	12:55.614		
8	1:50.036	22.927	27.113	25.433	34.563	14:55.614	8	1:50.975	22.778	27.503	25.592	35.102	14:46.589		
9	1:50.390	23.133	27.257	25.612	34.388	16:46.004	9	1:50.145	22.766	27.262	25.384	34.733	16:36.734		
10	1:50.326	22.931	27.558	25.482	34.355	18:36.330	10	1:50.989	23.463	27.417	25.577	34.532	18:27.723		
11	1:50.263	22.711	27.524	25.283	34.745	20:26.593	11	1:50.390	22.948	27.396	25.311	34.735	20:18.113		
12	1:50.505	23.002	27.392	25.659	34.452	22:17.098	12	1:50.346	22.969	27.225	25.242	34.910	22:08.459		
13	1:50.892	22.964	27.697	25.596	34.635	24:07.990	13	1:49.502	22.565	27.127	25.344	34.466	23:57.961		
14	1:50.135	22.761	27.293	25.559	34.522	25:58.125	14	1:49.794	22.590	27.374	25.193	34.637	25:47.755		
15	1:50.425	22.847	27.418	25.539	34.621	27:48.550	15	1:49.357	22.587	27.233	25.182	34.355	27:37.112		
16	1:51.103	23.360	27.335	25.569	34.839	29:39.653	16	1:49.484	22.536	27.118	25.204	34.626	29:26.596		

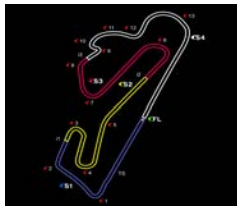


HAWKERS ETC FIM CEV REPSOL CIRCUITO DO ESTORIL 2021 RACE 1

Sector Analysis

— Invalidated Lap ■ Personal Best ■ Session Best B Crossing the pit lane

Lap	Time	Sector 1	Sector 2	Sector 3	Sector 4	Elapsed	Lap	Time	Sector 1	Sector 2	Sector 3	Sector 4	Elapsed
26	PAU ALSINA					SPA	31	ROBERTO GARCIA					SPA
	ARTBOX					HONDA		AVATEL - CARDOSO RACING					HONDA
1	2:01.586	31.136	28.243	26.726	35.481	2:01.586	1	1:54.655	27.787	27.157	25.319	34.392	1:54.655
2	1:50.553	23.185	27.526	25.412	34.430	3:52.139	2	1:48.225	22.695	26.689	24.868	33.973	3:42.880
3	1:50.544	23.032	27.402	25.479	34.631	5:42.683	3	1:48.388	22.663	26.985	24.770	33.970	5:31.268
4	1:51.457	23.177	27.257	25.553	35.470	7:34.140	4	1:48.290	22.716	26.892	24.675	34.007	7:19.558
5	1:51.373	23.045	27.223	26.037	35.068	9:25.513	5	1:48.180	22.329	27.167	24.788	33.896	9:07.738
6	1:50.807	22.940	27.621	25.704	34.542	11:16.320	6	1:47.613	22.523	26.796	24.482	33.812	10:55.351
7	1:50.136	22.816	27.224	25.367	34.729	13:06.456	7	1:48.301	22.554	26.965	24.799	33.983	12:43.652
8	1:50.003	22.725	27.323	25.429	34.526	14:56.459	8	1:48.167	22.329	26.997	24.666	34.175	14:31.819
9	1:50.617	23.441	27.232	25.609	34.335	16:47.076	9	1:48.970	23.054	26.936	24.967	34.013	16:20.789
10	1:49.803	22.801	27.211	25.419	34.372	18:36.879	10	1:48.577	22.642	26.991	25.148	33.796	18:09.366
11	1:50.516	22.798	27.350	25.651	34.717	20:27.395							
12	1:50.603	22.796	27.210	25.950	34.647	22:17.998							
13	1:50.164	22.714	27.344	25.549	34.557	24:08.162							
14	1:50.326	22.788	27.282	25.542	34.714	25:58.488							
15	1:50.506	23.028	27.194	25.371	34.913	27:48.994							
16	1:50.540	23.083	27.520	25.272	34.665	29:39.534							
27	RICO SALMELA					FIN	36	SHARUL SHARIL					MAL
	TEAM ESTRELLA GALICIA 0,0					HONDA		LIQUI MOLY INTACT SIC RACING TI					HONDA
1	1:56.301	28.916	27.541	25.171	34.673	1:56.301	1	1:56.026	28.513	27.509	25.277	34.727	1:56.026
2	1:49.003	22.628	27.076	25.059	34.240	3:45.304	2	1:49.328	22.808	27.122	25.285	34.113	3:45.354
3	1:48.573	22.454	27.087	25.116	33.916	5:33.877	3	1:48.157	22.308	26.931	24.833	34.085	5:33.511
4	1:47.951	22.398	26.838	24.724	33.991	7:21.828	4	1:48.002	22.403	26.784	24.739	34.076	7:21.513
5	1:48.231	22.320	27.092	24.843	33.976	9:10.059	5	1:48.187	22.311	27.024	24.819	34.033	9:09.700
6	1:47.949	22.247	26.714	24.842	34.146	10:58.008	6	1:48.146	22.248	26.909	24.719	34.270	10:57.846
7	1:48.173	22.365	26.745	25.043	34.020	12:46.181	7	1:48.310	22.329	26.861	25.218	33.902	12:46.156
8	1:48.331	22.289	26.963	25.174	33.905	14:34.512	8	1:48.434	22.190	27.068	25.322	33.854	14:34.590
9	1:47.880	22.409	26.758	24.719	33.994	16:22.392	9	1:47.646	22.154	26.780	24.638	34.074	16:22.236
10	1:48.801	22.466	26.924	24.997	34.414	18:11.193	10	1:49.008	22.499	26.906	25.003	34.600	18:11.244
11	1:48.574	22.793	26.889	24.850	34.042	19:59.767	11	1:48.360	22.652	26.816	24.815	34.077	19:59.604
12	1:48.211	22.309	26.684	25.160	34.058	21:47.978	12	1:48.411	22.573	26.978	25.028	33.832	21:48.015
13	1:48.103	22.543	26.935	24.891	33.734	23:36.081	13	1:47.980	22.339	26.890	24.867	33.884	23:35.995
14	1:48.231	22.407	26.827	25.009	33.988	25:24.312	14	1:48.493	22.778	26.896	24.964	33.855	25:24.488
15	1:48.266	22.565	27.132	24.799	33.770	27:12.578	15	1:48.192	22.514	26.982	24.965	33.731	27:12.680
16	1:47.913	22.296	26.728	24.957	33.932	29:00.491	16	1:47.879	22.342	26.911	24.790	33.836	29:00.559
28	MAXIMO MARTINEZ QUILES					SPA	37	COREY TINKER					GBR
	TEAM HONDALAGLISSE					HONDA		SIC58 SQUADRA CORSE					HONDA
1	1:54.039	27.064	27.731	25.245	33.999	1:54.039	1	2:00.481	30.856	28.276	26.245	35.104	2:00.481
2	1:48.184	22.213	26.974	24.900	34.097	3:42.223	2	1:50.758	22.998	27.538	25.775	34.447	3:51.239
3	1:48.700	22.696	26.925	24.937	34.142	5:30.923	3	1:50.712	23.459	27.439	25.463	34.351	5:41.951
4	1:48.417	22.332	26.876	24.858	34.351	7:19.340	4	1:50.692	23.153	27.353	25.428	34.758	7:32.643
5	1:48.055	22.368	26.922	24.797	33.968	9:07.395	5	1:52.273	23.439	27.650	26.206	34.978	9:24.916
6	1:47.935	22.282	26.868	24.693	34.092	10:55.330	6	1:50.242	23.080	27.405	25.276	34.481	11:15.158
7	1:49.928	22.822	27.326	25.524	34.256	12:45.258	7	1:50.546	22.928	27.271	25.999	34.348	13:05.704
8	1:47.761	22.275	26.777	24.778	33.931	14:33.019	8	1:50.611	22.975	27.227	25.404	35.005	14:56.315
9	1:48.104	22.313	26.882	24.841	34.068	16:21.123	9	1:50.460	22.871	27.346	25.635	34.608	16:46.775
10	1:49.278	22.481	26.963	25.333	34.501	18:10.401	10	1:50.205	22.874	27.414	25.614	34.303	18:36.980
11	1:48.890	23.341	26.789	24.788	33.972	19:59.291	11	1:51.321	23.474	27.449	25.360	35.038	20:28.301
12	1:49.579	22.432	26.972	25.736	34.439	21:48.870	12	1:50.254	22.994	27.313	25.232	34.715	22:18.555
13	1:47.706	22.068	26.786	25.098	33.754	23:36.576	13	1:50.517	22.697	27.988	25.326	34.506	24:09.072
14	1:47.606	22.271	26.881	24.739	33.715	25:24.182	14	1:50.462	23.037	27.422	25.313	34.690	25:59.534
15	1:48.324	22.577	26.839	24.958	33.950	27:12.506	15	1:50.003	22.956	27.414	25.227	34.406	27:49.537
16	1:47.680	22.103	26.807	24.741	34.029	29:00.186	16	1:50.310	23.010	27.477	25.534	34.289	29:39.847
43	AMANUEL BRINTON					GBR		AMANUEL BRINTON					GBR
	IGAX TEAM					HONDA		IGAX TEAM					HONDA
1	2:00.209	30.227	28.432	26.362	35.188	2:00.209	1	2:00.209	30.227	28.432	26.362	35.188	2:00.209
2	1:51.119	23.136	27.431	25.981	34.571	3:51.328	2	1:51.119	23.136	27.431	25.981	34.571	3:51.328
3	1:50.290	23.137	27.213	25.671	34.269	5:41.618	3	1:50.290	23.137	27.213	25.671	34.269	5:41.618



HAWKERS ETC

FIM CEV REPSOL CIRCUITO DO ESTORIL 2021

RACE 1

Sector Analysis

— Invalidated Lap ■ Personal Best ■ Session Best B Crossing the pit lane

Lap	Time	Sector 1	Sector 2	Sector 3	Sector 4	Elapsed	Lap	Time	Sector 1	Sector 2	Sector 3	Sector 4	Elapsed
4	1:50.990	23.489	27.449	25.614	34.438	7:32.608	6	1:48.013	22.225	26.903	25.059	33.826	10:57.899
5	1:51.583	23.194	27.669	26.129	34.591	9:24.191	7	1:47.874	22.024	26.971	25.042	33.837	12:45.773
6	1:50.386	22.944	27.125	25.515	34.802	11:14.577	8	1:48.120	22.284	27.263	24.810	33.763	14:33.893
7	1:50.114	22.932	27.108	25.586	34.488	13:04.691	9	1:48.167	22.102	27.062	24.941	34.062	16:22.060
8	1:49.837	23.035	27.106	25.438	34.258	14:54.528	10	1:48.957	22.307	26.958	25.023	34.669	18:11.017
9	1:49.239	22.906	27.065	25.184	34.084	16:43.767	11	1:48.408	22.316	26.944	24.869	34.279	19:59.425
10	1:50.549	22.939	27.434	25.552	34.624	18:34.316	12	1:49.167	22.393	26.883	25.750	34.141	21:48.592
11	1:50.776	23.106	27.444	25.368	34.858	20:25.092	13	1:48.310	22.148	27.240	24.983	33.939	23:36.902
12	1:50.346	23.171	27.069	25.418	34.688	22:15.438	14	1:48.237	22.245	26.948	24.830	34.214	25:25.139
13	1:50.436	23.016	27.270	25.445	34.705	24:05.874	15	1:48.073	22.119	27.003	25.019	33.932	27:13.212
14	1:49.958	22.810	27.137	25.372	34.639	25:55.832	16	1:48.136	22.234	26.919	24.634	34.349	29:01.348

44 HUGO MILLAN SPA						
CUNA DE CAMPEONES HONDA						
1	1:54.237	27.421	27.324	25.337	34.155	1:54.237
2	1:48.189	22.342	26.985	24.940	33.922	3:42.426
3	1:48.470	22.632	26.994	24.836	34.008	5:30.896
4	1:48.184	22.889	26.662	24.598	34.035	7:19.080
5	1:48.457	22.514	27.138	24.813	33.992	9:07.537
6	1:47.876	22.455	26.896	24.606	33.919	10:55.413
7	1:48.305	22.611	26.902	24.612	34.180	12:43.718
8	1:48.111	22.506	26.935	24.647	34.023	14:31.829
9	1:48.744	23.258	26.728	24.843	33.915	16:20.573
10	1:49.072	22.807	27.148	25.219	33.898	18:09.645
11	1:49.079	22.583	27.078	24.686	34.732	19:58.724
12	1:48.644	22.666	27.047	24.933	33.998	21:47.368
13	1:48.300	22.482	27.200	24.936	33.682	23:35.668
14	1:47.951	22.523	26.924	24.686	33.818	25:23.619
15	1:48.600	22.572	27.115	24.886	34.027	27:12.219
16	1:49.100	23.135	27.013	24.795	34.157	29:01.319

47 DODO BOGGIO ITA						
ASPAR JUNIOR TEAM HONDA						
1	1:58.079	28.876	28.783	25.709	34.711	1:58.079
2	1:49.097	22.517	26.948	25.326	34.306	3:47.176
3	1:48.718	22.434	26.864	25.206	34.214	5:35.894
4	1:48.760	22.540	27.158	25.040	34.022	7:24.654
5	1:48.545	22.551	27.151	24.946	33.897	9:13.199
6	1:48.325	22.625	26.948	24.918	33.834	11:01.524
7	1:48.073	22.347	26.960	24.999	33.767	12:49.597
8	1:48.393	22.519	27.092	24.881	33.901	14:37.990
9	1:49.042	22.447	27.097	25.153	34.345	16:27.032
10	1:49.031	22.567	27.180	25.096	34.188	18:16.063
11	1:48.718	22.406	27.064	25.060	34.188	20:04.781
12	1:48.641	22.388	27.016	25.009	34.228	21:53.422
13	1:48.562	22.399	27.015	25.008	34.140	23:41.984
14	1:48.110	22.331	26.891	24.822	34.066	25:30.094
15	1:49.781	22.430	27.605	25.156	34.590	27:19.875
16	1:48.448	22.648	26.965	24.826	34.009	29:08.323

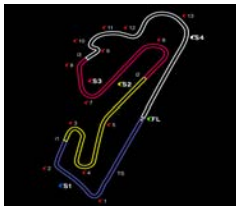
51 BRIAN URIARTE DIEGO SPA						
TEAM ESTRELLA GALICIA 0,0 HONDA						
1	1:56.063	28.609	27.743	25.321	34.390	1:56.063
2	1:49.205	22.642	27.148	25.078	34.337	3:45.268
3	1:48.608	22.526	26.970	25.041	34.071	5:33.876
4	1:47.880	22.417	26.814	24.897	33.752	7:21.756
5	1:48.130	22.150	26.911	25.086	33.983	9:09.886

54 ALBERTO FERRANDEZ SPA						
MT-FOUNDATION 77 HONDA						
1	1:53.473	26.451	27.862	24.918	34.242	1:53.473
2	1:48.760	22.588	27.101	25.110	33.961	3:42.233
3	1:48.518	22.657	26.928	24.829	34.104	5:30.751
4	1:48.201	22.667	26.690	24.749	34.095	7:18.952
5	1:48.291	22.533	27.046	24.727	33.985	9:07.243
6	1:48.049	22.615	26.754	24.749	33.931	10:55.292
7	1:48.257	22.488	27.001	24.727	34.041	12:43.549
8	1:48.260	22.416	26.908	25.118	33.818	14:31.809
9	1:48.739	22.548	27.015	25.101	34.075	16:20.548
10	1:48.639	22.667	26.934	25.076	33.962	18:09.187

57 JOHNNY GARNESS GBR						
KRP HONDA						
1	1:59.827	29.761	28.681	26.411	34.974	1:59.827

62 BLAI TRIAS MOLAS SPA						
ARTBOX HONDA						
1	2:00.209	30.027	28.999	26.221	34.962	2:00.209
2	1:51.041	23.392	27.415	25.608	34.626	3:51.250
3	1:50.358	23.314	27.174	25.317	34.553	5:41.608
4	1:50.209	23.201	27.362	24.968	34.678	7:31.817
5	1:51.238	22.927	28.127	25.476	34.708	9:23.055
6	1:50.587	22.929	27.368	25.349	34.941	11:13.642
7	1:51.185	23.382	27.394	25.598	34.811	13:04.827
8	1:50.426	23.076	27.387	25.294	34.669	14:55.253
9	1:50.113	22.862	27.334	25.192	34.725	16:45.366
10	1:50.748	23.016	27.584	25.366	34.782	18:36.114
11	1:50.643	22.944	27.534	25.465	34.700	20:26.757
12	1:50.311	22.852	27.377	25.224	34.858	22:17.068
13	1:50.248	22.995	27.414	25.152	34.687	24:07.316
14	1:50.647	23.067	27.390	25.250	34.940	25:57.963
15	1:50.549	23.181	27.359	25.138	34.871	27:48.512
16	1:50.316	23.395	27.396	25.051	34.474	29:38.828

66 PHILLIP TONN GER						
LIQUI MOLY INTACT SIC RACING TI HONDA						
1	1:55.481	28.378	27.341	25.332	34.430	1:55.481
2	1:48.556	22.550	26.897	25.102	34.007	3:44.037
3	1:48.560	22.475	26.892	24.933	34.260	5:32.597
4	1:48.383	22.641	26.762	24.953	34.027	7:20.980
5	1:47.851	22.464	26.780	24.720	33.887	9:08.831
6	1:47.310	22.213	26.777	24.421	33.899	10:56.141
7	1:48.273	22.157	27.198	24.911	34.007	12:44.414



HAWKERS ETC FIM CEV REPSOL CIRCUITO DO ESTORIL 2021 RACE 1

Sector Analysis

— Invalidated Lap ■ Personal Best ■ Session Best B Crossing the pit lane

Lap	Time	Sector 1	Sector 2	Sector 3	Sector 4	Elapsed	Lap	Time	Sector 1	Sector 2	Sector 3	Sector 4	Elapsed
8	1:47.440	22.430	26.765	24.584	33.661	14:31.854	14	1:48.075	22.300	26.966	24.707	34.102	25:23.656
9	1:48.743	22.544	27.031	24.913	34.255	16:20.597	15	1:48.559	22.751	26.916	24.753	34.139	27:12.215
10	1:48.651	22.654	26.950	24.811	34.236	18:09.248	16	1:47.937	22.517	26.843	24.441	34.136	29:00.152

67 CASEY O'GORMAN IRL CUNA DE CAMPEONES HONDA						
1	2:19.064	26.283	52.820	25.479	34.482	2:19.064
2	1:49.349	22.853	27.233	24.954	34.309	4:08.413
3	1:49.369	22.690	27.348	25.180	34.151	5:57.782
4	1:49.409	22.994	27.143	25.057	34.215	7:47.191
5	1:49.363	22.682	27.298	25.108	34.275	9:36.554
6	1:50.060	22.774	27.416	24.956	34.914	11:26.614
7	1:48.980	22.686	27.254	24.989	34.051	13:15.594
8	1:49.429	22.630	27.370	25.069	34.360	15:05.023
9	1:49.225	22.621	27.308	24.985	34.311	16:54.248
10	1:49.635	22.507	27.240	25.156	34.732	18:43.883
11	1:50.120	22.486	28.286	25.034	34.314	20:34.003
12	1:48.715	22.565	27.177	24.889	34.084	22:22.718
13	1:48.536	22.644	27.149	24.909	33.834	24:11.254
14	1:48.582	22.418	27.031	24.852	34.281	25:59.836
15	1:48.910	22.643	26.857	24.777	34.633	27:48.746
16	1:48.270	22.352	27.078	24.864	33.976	29:37.016

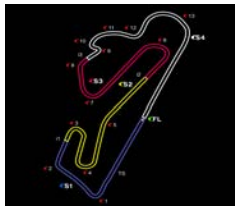
73 GONCALO RIBEIRO POR LOUSAESTRADAS HONDA						
1	1:58.429	29.651	28.155	25.953	34.670	1:58.429
2	1:51.067	22.975	27.406	25.628	35.058	3:49.496
3	1:50.872	23.054	27.492	25.675	34.651	5:40.368
4	1:51.357	23.186	27.411	25.806	34.954	7:31.725
5	1:52.240	23.104	28.444	25.969	34.723	9:23.965
6	1:49.825	22.693	27.282	25.515	34.335	11:13.790
7	1:50.446	22.972	27.491	25.520	34.463	13:04.236
8	1:51.009	22.960	27.345	26.147	34.557	14:55.245
9	1:50.135	22.953	27.524	25.270	34.388	16:45.380
10	1:50.761	23.095	27.499	25.477	34.690	18:36.141
11	1:50.704	23.082	27.561	25.390	34.671	20:26.845
12	1:50.446	22.900	27.456	25.511	34.579	22:17.291
13	1:51.250	22.940	28.001	25.472	34.837	24:08.541
14	1:50.636	23.325	27.371	24.974	34.966	25:59.177
15	1:50.215	22.793	27.383	25.323	34.716	27:49.392
16	1:50.368	23.029	27.481	25.381	34.477	29:39.760

78 JOEL ESTEBAN RUIZ SPA IGAX TEAM HONDA						
1	1:54.606	27.687	27.140	25.650	34.129	1:54.606
2	1:48.129	22.405	26.766	24.928	34.030	3:42.735
3	1:48.449	22.499	27.134	24.825	33.991	5:31.184
4	1:48.255	22.412	27.203	24.726	33.914	7:19.439
5	1:48.318	22.454	26.977	24.867	34.020	9:07.757
6	1:48.171	22.602	26.833	24.617	34.119	10:55.928
7	1:49.615	22.539	26.998	26.307	33.771	12:45.543
8	1:47.528	22.265	26.733	24.773	33.757	14:33.071
9	1:48.695	22.422	26.940	24.842	34.491	16:21.766
10	1:49.274	22.408	27.188	24.890	34.788	18:11.040
11	1:48.034	22.278	26.958	24.664	34.134	19:59.074
12	1:47.942	22.201	27.085	24.685	33.971	21:47.016
13	1:48.565	22.337	27.426	25.076	33.726	23:35.581

81 CESAR PARRILLA SPA FAU55 TEY RACING HONDA						
1	1:56.500	28.538	27.750	25.545	34.667	1:56.500
2	1:49.214	22.694	27.433	25.241	33.846	3:45.714
3	1:48.794	22.791	27.270	24.781	33.952	5:34.508
4	1:47.456	22.234	26.924	24.675	33.623	7:21.964
5	1:48.204	22.210	27.113	24.919	33.962	9:10.168
6	1:48.104	22.171	27.142	24.678	34.113	10:58.272
7	1:48.044	22.257	26.943	24.940	33.904	12:46.316
8	1:48.333	22.247	27.168	25.194	33.724	14:34.649
9	1:47.767	22.360	27.036	24.585	33.786	16:22.416
10	1:48.943	22.534	27.514	24.688	34.207	18:11.359
11	1:48.888	22.904	27.103	24.742	34.139	20:00.247
12	1:48.676	22.301	27.201	24.902	34.272	21:48.923
13	1:48.038	22.242	27.072	24.828	33.896	23:36.961
14	1:48.216	22.276	27.272	24.703	33.965	25:25.177
15	1:48.125	22.341	27.257	24.660	33.867	27:13.302
16	1:48.330	22.668	27.038	24.662	33.962	29:01.632

83 ALVARO CARPE RUIZ SPA MT-FOUNDATION 77 HONDA						
1	1:54.655	27.296	27.433	25.254	34.672	1:54.655
2	1:48.857	23.115	26.970	24.939	33.833	3:43.512
3	1:49.176	22.563	26.910	25.222	34.481	5:32.688
4	1:47.621	22.473	26.779	24.880	33.489	7:20.309
5	1:48.564	22.362	26.958	25.082	34.162	9:08.873
6	1:47.643	22.452	26.818	24.865	33.508	10:56.516
7	1:48.157	22.504	26.871	24.859	33.923	12:44.673
8	1:47.555	22.376	26.772	24.793	33.614	14:32.228
9	1:48.354	22.477	26.766	25.117	33.994	16:20.582
10	1:48.657	22.512	26.990	25.397	33.758	18:09.239
11	1:49.431	22.549	26.877	24.732	35.273	19:58.670
12	1:48.184	22.344	26.986	24.663	34.191	21:46.854
13	1:48.500	22.606	27.157	24.844	33.893	23:35.354
14	1:48.171	22.415	26.958	24.730	34.068	25:23.525
15	1:47.994	22.555	27.178	24.557	33.704	27:11.519

84 THEO GOURDON FRA LEOPARD IMPALA JUNIOR TEAM HONDA						
1	1:59.920	30.584	28.316	26.282	34.738	1:59.920
2	1:50.917	23.208	27.541	25.476	34.692	3:50.837
3	1:50.534	23.435	27.256	25.353	34.490	5:41.371
4	1:51.045	23.486	27.372	25.491	34.696	7:32.416
5	1:52.136	23.626	27.811	25.976	34.723	9:24.552
6	1:50.950	23.411	27.615	25.500	34.424	11:15.502
7	1:50.603	23.207	27.265	25.648	34.483	13:06.105
8	1:50.268	22.933	27.453	25.255	34.627	14:56.373
9	1:52.040	23.364	27.398	26.930	34.348	16:48.413
10	1:49.553	22.812	27.427	25.158	34.156	18:37.966
11	1:51.456	22.936	27.792	26.342	34.386	20:29.422
12	1:50.528	22.868	27.375	25.259	35.026	22:19.950
13	1:50.554	23.104	27.409	25.436	34.605	24:10.504
14	1:50.462	22.948	27.238	25.719	34.557	26:00.966

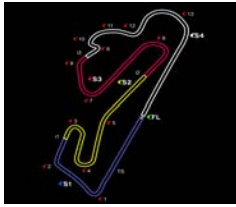


HAWKERS ETC FIM CEV REPSOL CIRCUITO DO ESTORIL 2021 RACE 1

Sector Analysis

— Invalidated Lap ■ Personal Best ■ Session Best B Crossing the pit lane

Lap	Time	Sector 1	Sector 2	Sector 3	Sector 4	Elapsed	Lap	Time	Sector 1	Sector 2	Sector 3	Sector 4	Elapsed
15	1:50.553	22.906	27.580	25.410	34.657	27:51.519	15	1:49.786	22.771	27.235	25.276	34.504	27:47.737
16	1:50.519	23.004	27.303	25.424	34.788	29:42.038	16	1:49.894	22.861	27.227	25.451	34.355	29:37.631
85	XABI ZURUTUZA					SPA	91	KOTARO UCHIUMI					JPN
	CUNA DE CAMPEONES					HONDA		FAU55 TEY RACING					HONDA
1	1:54.648	27.993	27.253	25.377	34.025	1:54.648	1	2:01.342	30.507	28.742	26.700	35.393	2:01.342
2	1:48.707	22.733	26.974	25.112	33.888	3:43.355	2	1:51.695	23.308	27.659	25.849	34.879	3:53.037
3	1:49.360	22.550	26.857	25.364	34.589	5:32.715	3	1:50.468	23.244	27.455	25.340	34.429	5:43.505
4	1:47.774	22.312	26.810	24.917	33.735	7:20.489	4	1:50.981	23.274	27.611	25.599	34.497	7:34.486
5	1:48.455	22.446	26.820	25.139	34.050	9:08.944	5	1:51.225	23.024	27.660	25.541	35.000	9:25.711
6	1:47.918	22.782	26.666	24.918	33.552	10:56.862	6	1:50.780	23.072	27.644	25.683	34.381	11:16.491
7	1:48.446	22.440	26.866	25.076	34.064	12:45.308	7	1:50.502	23.052	27.469	25.492	34.489	13:06.993
8	1:48.144	22.583	26.811	25.040	33.710	14:33.452	8	1:50.675	23.147	27.526	25.330	34.672	14:57.668
9	1:48.575	22.333	26.868	25.086	34.288	16:22.027	9	1:50.535	23.023	27.578	25.343	34.591	16:48.203
10	1:49.427	22.517	27.442	24.930	34.538	18:11.454	10	1:50.419	22.954	27.743	25.285	34.437	18:38.622
11	1:48.488	22.668	26.762	25.159	33.899	19:59.942	11	1:50.329	22.902	27.590	25.301	34.536	20:28.951
12	1:48.010	22.335	26.850	24.876	33.949	21:47.952	12	1:50.019	23.007	27.407	25.239	34.366	22:18.970
13	1:48.399	22.663	26.989	25.068	33.679	23:36.351	13	1:50.523	22.875	27.631	25.764	34.253	24:09.493
14	1:48.501	22.655	26.726	25.100	34.020	25:24.852	14	1:50.353	23.041	27.430	25.410	34.472	25:59.846
15	1:47.896	22.228	27.037	24.998	33.633	27:12.748	15	1:50.226	23.298	27.324	25.243	34.361	27:50.072
16	1:48.885	22.551	27.183	25.070	34.081	29:01.633	16	1:50.222	23.082	27.386	25.442	34.312	29:40.294
87	ALEX GOURDON					FRA	93	GUIDO PINI					ITA
	LEOPARD IMPALA JUNIOR TEAM					HONDA		AC RACING TEAM					HONDA
1	1:57.367	29.350	27.593	25.879	34.545	1:57.367	1	2:01.113	30.900	28.526	26.286	35.401	2:01.113
2	1:50.342	22.700	27.153	25.619	34.870	3:47.709	2	1:50.930	23.063	27.435	25.534	34.898	3:52.043
3	1:49.068	22.687	27.074	25.084	34.223	5:36.777	3	1:51.043	23.393	27.367	25.527	34.756	5:43.086
4	1:48.996	22.549	27.136	25.175	34.136	7:25.773	4	1:50.786	22.989	27.284	25.426	35.087	7:33.872
5	1:49.969	22.999	27.207	25.256	34.507	9:15.742	5	1:50.640	22.941	27.273	25.756	34.670	9:24.512
6	1:49.903	23.328	27.124	25.325	34.126	11:05.645	6	1:50.595	23.245	27.387	25.298	34.665	11:15.107
7	1:50.029	22.821	27.198	25.437	34.573	12:55.674	7	1:50.502	22.923	27.383	25.524	34.672	13:05.609
8	1:50.902	23.151	27.352	25.593	34.806	14:46.576	8	1:50.717	23.178	27.283	25.373	34.883	14:56.326
9	1:50.259	23.295	27.251	25.408	34.305	16:36.835	9	1:50.356	23.072	27.358	25.264	34.662	16:46.682
10	1:50.607	23.223	27.384	25.310	34.690	18:27.442	10	1:50.166	22.915	27.252	25.424	34.575	18:36.848
11	1:50.696	23.190	27.335	25.180	34.991	20:18.138	11	1:50.883	23.413	27.367	25.232	34.871	20:27.731
12	1:50.277	23.221	27.123	25.243	34.690	22:08.415	12	1:50.297	22.880	27.257	25.307	34.853	22:18.028
13	1:50.009	23.003	27.019	25.240	34.747	23:58.424	13	1:50.520	22.948	27.253	25.481	34.838	24:08.548
14	1:49.416	23.176	27.115	24.991	34.134	25:47.840	14	1:49.891	22.871	27.249	25.145	34.626	25:58.439
15	1:49.591	22.811	27.047	25.264	34.469	27:37.431	15	1:50.062	22.794	27.191	25.277	34.800	27:48.501
16	1:49.604	22.888	27.200	25.000	34.516	29:27.035	16	1:50.181	23.136	27.231	25.041	34.773	29:38.682
89	DEMIS MIHAILA					ITA	95	MARCO MORELLI CHINCO					ARG
	TEAM HONDA LAGLISSE					HONDA		TEAM ESTRELLA GALICIA 0,0					HONDA
1	1:59.560	29.858	28.277	26.472	34.953	1:59.560	1	1:57.370	29.314	28.271	25.488	34.297	1:57.370
2	1:51.420	23.396	27.387	25.913	34.724	3:50.980	2	1:49.318	22.797	27.189	25.260	34.072	3:46.688
3	1:50.019	22.779	27.253	25.416	34.571	5:40.999	3	1:49.161	22.429	27.198	25.058	34.476	5:35.849
4	1:51.186	22.857	27.929	25.625	34.775	7:32.185	4	1:48.757	22.755	26.906	24.912	34.184	7:24.606
5	1:50.841	22.903	27.698	25.393	34.847	9:23.026	5	1:48.584	22.743	26.937	24.823	34.081	9:13.190
6	1:50.676	23.204	27.504	25.467	34.501	11:13.702	6	1:48.092	22.378	27.023	24.757	33.934	11:01.282
7	1:50.492	22.817	27.460	25.350	34.865	13:04.194	7	1:48.271	22.452	26.934	24.821	34.064	12:49.553
8	1:51.398	23.339	27.421	25.942	34.696	14:55.592	8	1:48.436	22.449	27.073	24.834	34.080	14:37.989
9	1:51.106	23.300	27.356	25.687	34.763	16:46.698	9	1:48.973	22.796	27.036	24.991	34.150	16:26.962
10	1:49.828	22.506	27.301	25.561	34.460	18:36.526	10	1:48.727	22.490	27.128	24.935	34.174	18:15.689
11	1:50.606	22.865	27.515	25.512	34.714	20:27.132	11	1:48.602	22.438	27.085	24.858	34.221	20:04.291
12	1:50.384	22.845	27.406	25.583	34.550	22:17.516	12	1:48.508	22.518	27.081	24.713	34.196	21:52.799
13	1:50.082	22.856	27.595	25.266	34.365	24:07.598	13	1:48.514	22.505	27.014	24.787	34.208	23:41.313
14	1:50.353	22.798	27.300	25.406	34.849	25:57.951	14	1:48.705	22.581	27.080	24.801	34.243	25:30.018



HAWKERS ETC FIM CEV REPSOL CIRCUITO DO ESTORIL 2021 RACE 1

Sector Analysis

— Invalidated Lap ■ Personal Best ■ Session Best B Crossing the pit lane

Lap	Time	Sector 1	Sector 2	Sector 3	Sector 4	Elapsed	Lap	Time	Sector 1	Sector 2	Sector 3	Sector 4	Elapsed
15	1:49.791	22.625	27.638	25.161	34.367	27:19.809							
16	1:48.442	22.476	27.071	24.726	34.169	29:08.251							





24 - 25 April

CIRCUITO DO ESTORIL

FIM CEV REPSOL 2021



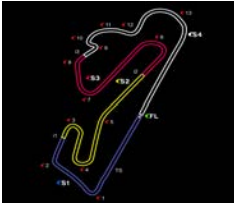
HAWKERS ETC

FIM CEV REPSOL CIRCUITO DO ESTORIL 2021

RACE 1

Best Sector Times

Sector 1			Sector 2			Sector 3			Sector 4			Pos	No	Ideal Lap	Best Lap	
Pos	No	Rider	Time	No	Rider	Time	No	Rider	Time	No	Rider					Time
1	51	B.URIARTE DIEGO	22.024	18	A.PIQUERAS GARCIA	26.554	12	J.ROULSTONE	24.404	83	A.CARPE RUIZ	33.489	1	66	1:47.001	1:47.310 (1)
2	28	M.MARTINEZ QUILES	22.068	12	J.ROULSTONE	26.579	66	P.TONN	24.421	85	X.ZURUTUZA	33.552	2	83	1:47.062	1:47.555 (5)
3	36	S.SHARIL	22.154	44	H.MILLAN	26.662	78	J.ESTEBAN RUIZ	24.441	22	D.GARCIA ALMANSA	33.560	3	78	1:47.101	1:47.528 (4)
4	66	P.TONN	22.157	85	X.ZURUTUZA	26.666	31	R.GARCIA	24.482	81	C.PARRILLA	33.623	4	12	1:47.107	1:47.728 (11)
5	81	C.PARRILLA	22.171	27	R.SALMELA	26.684	10	A.CRUCES	24.515	10	A.CRUCES	33.645	5	10	1:47.183	1:47.491 (3)
6	19	P.SOLA	22.188	10	A.CRUCES	26.689	83	A.CARPE RUIZ	24.557	66	P.TONN	33.661	6	51	1:47.224	1:47.874 (13)
7	78	J.ESTEBAN RUIZ	22.201	31	R.GARCIA	26.689	81	C.PARRILLA	24.585	44	H.MILLAN	33.682	7	28	1:47.253	1:47.606 (6)
8	85	X.ZURUTUZA	22.228	54	A.FERRANDEZ	26.690	44	H.MILLAN	24.598	12	J.ROULSTONE	33.715	8	44	1:47.284	1:47.876 (14)
9	27	R.SALMELA	22.247	78	J.ESTEBAN RUIZ	26.733	18	A.PIQUERAS GARCIA	24.621	28	M.MARTINEZ QUILES	33.715	9	31	1:47.296	1:47.613 (7)
10	83	A.CARPE RUIZ	22.250	66	P.TONN	26.762	51	B.URIARTE DIEGO	24.634	78	J.ESTEBAN RUIZ	33.726	10	18	1:47.299	1:47.707 (10)
11	22	D.GARCIA ALMANSA	22.268	83	A.CARPE RUIZ	26.766	36	S.SHARIL	24.638	36	S.SHARIL	33.731	11	36	1:47.303	1:47.646 (8)
12	31	R.GARCIA	22.329	28	M.MARTINEZ QUILES	26.777	54	A.FERRANDEZ	24.672	27	R.SALMELA	33.734	12	81	1:47.303	1:47.456 (2)
13	47	D.BOGGIO	22.331	22	D.GARCIA ALMANSA	26.777	28	M.MARTINEZ QUILES	24.693	18	A.PIQUERAS GARCIA	33.750	13	85	1:47.322	1:47.774 (12)
14	10	A.CRUCES	22.334	36	S.SHARIL	26.780	95	M.MORELLI CHINCO	24.713	51	B.URIARTE DIEGO	33.752	14	27	1:47.384	1:47.880 (15)
15	44	H.MILLAN	22.342	51	B.URIARTE DIEGO	26.814	27	R.SALMELA	24.719	47	D.BOGGIO	33.767	15	22	1:47.474	1:47.676 (9)
16	67	C.O'GORMAN	22.352	19	P.SOLA	26.830	67	C.O'GORMAN	24.777	31	R.GARCIA	33.796	16	54	1:47.596	1:48.049 (16)
17	18	A.PIQUERAS GARCIA	22.374	67	C.O'GORMAN	26.857	47	D.BOGGIO	24.822	19	P.SOLA	33.804	17	19	1:47.677	1:48.282 (20)
18	95	M.MORELLI CHINCO	22.378	47	D.BOGGIO	26.864	19	P.SOLA	24.855	54	A.FERRANDEZ	33.818	18	47	1:47.784	1:48.073 (17)
19	24	G.PLANQUES	22.388	95	M.MORELLI CHINCO	26.906	22	D.GARCIA ALMANSA	24.869	67	C.O'GORMAN	33.834	19	67	1:47.820	1:48.270 (19)
20	12	J.ROULSTONE	22.409	81	C.PARRILLA	26.924	85	X.ZURUTUZA	24.876	5	O.MAX PAWELEC	33.929	20	95	1:47.931	1:48.092 (18)
21	54	A.FERRANDEZ	22.416	5	O.MAX PAWELEC	26.951	24	G.PLANQUES	24.920	95	M.MORELLI CHINCO	33.934	21	24	1:48.268	1:48.624 (21)
22	25	G.PÉREZ ALVAREZ	22.490	24	G.PLANQUES	26.981	62	B.TRIAS MOLAS	24.968	17	T.COLLINS	33.976	22	5	1:48.504	1:48.868 (22)
23	89	D.MIHAILA	22.506	87	A.GOURDON	27.019	73	G.RIBEIRO	24.974	24	G.PLANQUES	33.979	23	87	1:48.685	1:48.996 (23)
24	21	R.MOODLEY	22.538	25	G.PÉREZ ALVAREZ	27.045	87	A.GOURDON	24.991	43	A.BRINTON	34.084	24	17	1:48.775	1:49.544 (26)
25	87	A.GOURDON	22.549	43	A.BRINTON	27.065	5	O.MAX PAWELEC	25.014	87	A.GOURDON	34.126	25	25	1:48.884	1:49.122 (24)
26	17	T.COLLINS	22.554	21	R.MOODLEY	27.113	93	G.PINI	25.041	84	T.GOURDON	34.156	26	43	1:49.143	1:49.239 (25)
27	5	O.MAX PAWELEC	22.610	17	T.COLLINS	27.168	25	G.PÉREZ ALVAREZ	25.066	20	O.VAN TRIGT	34.188	27	21	1:49.229	1:49.866 (32)
28	73	G.RIBEIRO	22.693	16	A.SCIARRETTA	27.172	17	T.COLLINS	25.077	91	K.UCHIUMI	34.253	28	20	1:49.268	1:49.790 (29)
29	37	C.TINKER	22.697	62	B.TRIAS MOLAS	27.174	20	O.VAN TRIGT	25.084	25	G.PÉREZ ALVAREZ	34.283	29	73	1:49.284	1:49.825 (31)
30	26	P.ALSINA	22.714	93	G.PINI	27.191	16	A.SCIARRETTA	25.141	37	C.TINKER	34.289	30	89	1:49.354	1:49.786 (28)
31	20	O.VAN TRIGT	22.718	26	P.ALSINA	27.194	84	T.GOURDON	25.158	21	R.MOODLEY	34.295	31	84	1:49.364	1:49.553 (27)
32	16	A.SCIARRETTA	22.785	89	D.MIHAILA	27.227	43	A.BRINTON	25.184	73	G.RIBEIRO	34.335	32	37	1:49.440	1:50.003 (34)
33	93	G.PINI	22.794	37	C.TINKER	27.227	37	C.TINKER	25.227	26	P.ALSINA	34.335	33	62	1:49.468	1:50.113 (37)
34	43	A.BRINTON	22.810	84	T.GOURDON	27.238	91	K.UCHIUMI	25.239	89	D.MIHAILA	34.355	34	16	1:49.499	1:50.079 (36)
35	84	T.GOURDON	22.812	20	O.VAN TRIGT	27.278	89	D.MIHAILA	25.266	16	A.SCIARRETTA	34.401	35	26	1:49.515	1:49.803 (30)
36	62	B.TRIAS MOLAS	22.852	73	G.RIBEIRO	27.282	26	P.ALSINA	25.272	62	B.TRIAS MOLAS	34.474	36	93	1:49.601	1:49.891 (33)
37	91	K.UCHIUMI	22.875	91	K.UCHIUMI	27.324	21	R.MOODLEY	25.283	93	G.PINI	34.575	37	91	1:49.691	1:50.019 (35)
38	57	J.GARNESS	23.198	57	J.GARNESS	28.681	57	J.GARNESS	26.411	57	J.GARNESS	34.974	38	57	1:53.264	



HAWKERS ETC FIM CEV REPSOL CIRCUITO DO ESTORIL 2021 RACE 1

Lap Chart

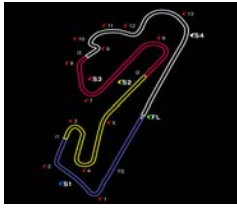
No	Pos	Grid	Lap																
			1	2	3	4	5	6	7	8	9	10	11	12	13	14	15	16	
83	1	83	54	28	54	54	54	54	54	54	54	54	83	83	83	12	12	12	
18	2	18	10	54	44	44	28	28	31	31	44	83	44	78	12	83	83	10	
54	3	54	18	44	28	28	44	31	44	44	83	66	18	18	18	44	10	78	
67	4	67	28	78	18	18	31	44	66	66	66	31	78	12	78	78	78	18	
78	5	78	44	18	78	78	78	78	78	12	12	31	12	12	44	44	10	44	28
44	6	44	78	10	31	31	18	12	18	83	28	44	28	85	36	18	18	27	
10	7	10	85	31	10	10	12	18	83	18	12	18	51	27	27	28	28	36	
12	8	12	31	85	22	12	22	66	10	28	18	28	36	36	10	27	27	44	
28	9	28	83	22	12	83	10	22	28	78	78	22	27	10	85	36	36	51	
31	10	31	22	83	66	22	66	83	85	10	10	51	10	51	28	85	85	81	
22	11	22	66	12	83	85	83	85	22	85	22	78	85	28	51	51	51	85	
66	12	66	12	66	85	66	85	10	78	22	85	10	81	81	81	81	81	95	
36	13	36	36	51	36	36	36	36	51	51	51	27	95	95	95	95	95	47	
27	14	27	51	27	51	51	51	51	36	27	36	36	47	47	47	47	47	19	
85	15	85	27	36	27	27	27	27	36	27	81	19	19	19	19	19	19	24	
81	16	81	81	19	19	81	81	81	81	81	81	85	24	24	24	24	24	22	
24	17	24	19	81	19	19	19	19	95	95	95	25	87	22	22	22	22	25	
51	18	51	24	24	95	95	95	95	19	47	47	47	87	22	25	25	25	5	
47	19	47	25	95	24	47	47	47	47	19	19	19	5	25	5	5	5	87	
19	20	19	87	47	47	24	24	24	24	24	24	22	5	87	87	87	17	67	
87	21	87	95	25	25	25	25	25	25	87	25	87	43	43	43	43	17	67	
43	22	43	5	87	87	87	5	5	5	25	5	5	17	17	17	17	89	89	
95	23	95	47	5	5	5	87	87	87	5	87	25	21	62	62	89	93	93	
5	24	5	73	73	73	73	89	17	89	17	17	43	62	21	89	62	62	62	
25	25	25	16	16	16	62	62	62	17	43	43	17	73	73	21	21	21	26	
57	26	57	89	84	89	89	17	89	73	73	62	62	89	89	26	93	67	20	
62	27	62	57	89	84	16	73	73	43	62	73	73	26	26	73	26	26	21	
20	28	20	84	37	62	84	43	43	62	89	21	21	93	93	93	20	20	73	
17	29	17	62	62	43	43	16	16	16	21	93	89	16	20	20	73	73	37	
16	30	16	43	43	37	37	93	93	21	16	89	93	20	37	37	37	37	16	
89	31	89	37	93	26	17	84	37	93	37	37	26	37	16	16	16	16	91	
73	32	73	93	26	93	20	20	84	37	93	26	37	91	91	91	67	91	84	
21	33	21	21	17	17	93	37	20	84	84	16	20	84	84	84	91	84		
26	34	26	91	20	20	26	21	21	20	26	20	16	67	67	67	84			
37	35	37	26	91	91	21	26	26	26	20	91	84							
91	36	91	20	21	21	91	91	91	91	91	84	91							
93	37	93	17	67	67	67	67	67	67	67	67	67							
84	38	84	67																



24 - 25 April

CIRCUITO DO ESTORIL

FIM CEV REPSOL 2021



HAWKERS ETC

FIM CEV REPSOL CIRCUITO DO ESTORIL 2021

After RACE 1

Event maximum speed

No Rider	Team	Bike	Class	Top Speed	Lap	Session
51 BRIAN URIARTE DIEGO	TEAM ESTRELLA GALICIA 0,0	HONDA		229.5	9	RACE 1
27 RICO SALMELA	TEAM ESTRELLA GALICIA 0,0	HONDA		227.1	10	RACE 1
28 MAXIMO MARTINEZ QUILES	TEAM HONDALAGLISSE	HONDA		226.7	13	RACE 1
66 PHILLIP TONN	LIQUI MOLY INTACT SIC RACING TEAM	HONDA		225.7	7	RACE 1
36 SHARUL SHARIL	LIQUI MOLY INTACT SIC RACING TEAM	HONDA		224.8	6	RACE 1
43 AMANUEL BRINTON	IGAX TEAM	HONDA		224.8	4	QUALIFYING PRACTIC
78 JOEL ESTEBAN RUIZ	IGAX TEAM	HONDA		224.8	8	RACE 1
19 POL SOLA	ASPAR JUNIOR TEAM	HONDA		224.4	3	RACE 1
22 DAVID GARCIA ALMANSA	FINETWORK HAWKERS JUNIOR TEAM	HONDA		224.4	3	RACE 1
24 GUILLEM PLANQUES	LARRESPORT	HONDA		224.4	6	RACE 1
26 PAU ALSINA	ARTBOX	HONDA		224.4	8	RACE 1
54 ALBERTO FERRANDEZ	MT-FOUNDATION 77	HONDA		224.4	13	QUALIFYING PRACTIC
95 MARCO MORELLI CHINCO	TEAM ESTRELLA GALICIA 0,0	HONDA		224.4	3	RACE 1
83 ALVARO CARPE RUIZ	MT-FOUNDATION 77	HONDA		223.9	5	RACE 1
12 JACOB ROULSTONE	LEOPARD IMPALA JUNIOR TEAM	HONDA		223.4	2	RACE 1
17 TORIN COLLINS	TEAM MTA	HONDA		223.4	2	RACE 1
87 ALEX GOURDON	LEOPARD IMPALA JUNIOR TEAM	HONDA		223.4	2	RACE 1
10 ADRIAN CRUCES	CUNA DE CAMPEONE	HONDA		222.1	13	RACE 1
25 GONZALO PÉREZ ALVAREZ	FINETWORK HAWKERS JUNIOR TEAM	HONDA		222.1	2	RACE 1
5 OLEG MAX PAWELEC	WOJCIK JUNIOR RACING TEAM	HONDA		221.6	5	RACE 1
21 RUCHÉ MOODLEY	FIFTY MOTORSPORT	HONDA		221.2	6	RACE 1
62 BLAI TRIAS MOLAS	ARTBOX	HONDA		221.2	16	QUALIFYING PRACTIC
81 CESAR PARRILLA	FAU55 TEY RACING	HONDA		221.2	5	RACE 1
85 XABI ZURUTUZA	CUNA DE CAMPEONES	HONDA		221.2	7	RACE 1
18 ANGEL PIQUERAS GARCIA	TEAM ESTRELLA GALICIA 0,0	HONDA		220.8	15	QUALIFYING PRACTIC
20 OWEN VAN TRIGT	LARRESPORT	HONDA		220.8	3	RACE 1
37 COREY TINKER	SIC58 SQUADRA CORSE	HONDA		220.3	2	RACE 1
47 DODO BOGGIO	ASPAR JUNIOR TEAM	HONDA		220.3	7	RACE 1
67 CASEY O'GORMAN	CUNA DE CAMPEONES	HONDA		220.3	4	QUALIFYING PRACTIC
70 KRISTIAN DANIEL JR	AGR TEAM	HONDA		220.3	3	LAST CHANCE
89 DEMIS MIHAILA	TEAM HONDA LAGLISSE	HONDA		220.3	11	RACE 1
91 KOTARO UCHIUMI	FAU55 TEY RACING	HONDA		220.3	5	RACE 1
88 CLEMENT GIABBANI	EQUIPE DE FRANCE	HONDA		219.9	2	LAST CHANCE
31 ROBERTO GARCIA	AVATEL - CARDOSO RACING	HONDA		219.4	4	RACE 1
57 JOHNNY GARNES	KRP	HONDA		219.4	2	RACE 1
44 HUGO MILLAN	CUNA DE CAMPEONES	HONDA		218.6	11	RACE 1
42 CROS ALEXANDER FRANCIS	TEAM HONDALAGLISSE	HONDA		217.7	12	QUALIFYING PRACTIC
77 LÉANDRO QUINTANS SANS	FIRST BIKE ACADEMY	HONDA		217.3	2	LAST CHANCE
16 ALESSANDRO SCIARRETTA	AC RACING	HONDA		216.4	6	Free Practice 1 GR A
74 CARTER BROWN	KRP	HONDA		216.4	9	QUALIFYING PRACTIC
84 THEO GOURDON	LEOPARD IMPALA JUNIOR TEAM	HONDA		216.0	4	RACE 1
35 MATTS RUISBROEK	BRACKET OFFICIAL	HONDA		215.6	11	Free Practice 1 GR B
7 FLAVIO MASSIMO PICCOLO	TEAM HONDALAGLISSE	HONDA		215.6	8	LAST CHANCE
73 GONCALO RIBEIRO	LOUSAESTRADAS	HONDA		215.6	14	QUALIFYING PRACTIC
32 MARCOS LUDEÑA NAVARRO	H43 TEAMNOBBY	HONDA		215.2	3	LAST CHANCE
93 GUIDO PINI	AC RACING TEAM	HONDA		215.2	14	RACE 1
2 SPYROS FOURTHIOTIS	FIFTY MOTORSPORT	HONDA		214.7	3	LAST CHANCE
75 JUSTIN FOKKERT	TALENT TEAM OUDLEUSEN	HONDA		213.9	9	QUALIFYING PRACTIC
52 JEREMI WOJCIECHOWSKI	MOTORMANIA KIDZGP TEAM	HONDA		208.2	2	Free Practice 1 GR B

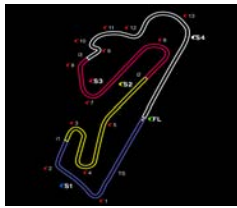




24 - 25 April

CIRCUITO DO ESTORIL

FIM CEV REPSOL 2021



HAWKERS ETC

FIM CEV REPSOL CIRCUITO DO ESTORIL 2021

RACE 1

Best Top Speed

No Rider	Team	Class	Top 1		Top 2		Top 3		Top 4		Top 5		Avg
			Kph	Lap	Kph	Lap	Kph	Lap	Kph	Lap	Kph	Lap	
51 BRIAN URIARTE DIEGO	TEAM ESTRELLA GALICIA 0,0		229.5	9	228.5	10	227.6	6	226.7	5	226.2	8	227,7
27 RICO SALMELA	TEAM ESTRELLA GALICIA 0,0		227.1	10	226.2	12	226.2	6	226.2	5	225.7	14	226,3
28 MAXIMO MARTINEZ QUILETEAM	HONDALAGLISSE		226.7	13	224.4	11	223.9	2	223.0	14	223.0	10	224,2
66 PHILLIP TONN	LIQUI MOLY INTACT SIC RACING TEAM		225.7	7	222.5	3	222.1	6	220.8	5	216.9	2	221,6
36 SHARUL SHARIL	LIQUI MOLY INTACT SIC RACING TEAM		224.8	6	224.4	5	223.4	4	223.0	15	223.0	13	223,7
78 JOEL ESTEBAN RUIZ	IGAX TEAM		224.8	8	222.1	3	220.8	9	220.3	11	219.4	13	221,5
19 POL SOLA	ASPAR JUNIOR TEAM		224.4	3	223.9	13	223.9	9	223.9	4	223.4	2	223,9
22 DAVID GARCIA ALMANSA	FINETWORK HAWKERS JUNIOR TEAM		224.4	3	222.5	10	222.1	8	222.1	6	222.1	4	222,6
24 GUILLEM PLANQUES	LARRESPORT		224.4	6	223.9	3	221.6	7	221.2	4	220.8	11	222,4
26 PAU ALSINA	ARTBOX		224.4	8	223.0	2	221.6	5	220.3	14	220.3	3	221,9
95 MARCO MORELLI CHINCO	TEAM ESTRELLA GALICIA 0,0		224.4	3	222.1	2	218.6	7	218.6	4	217.3	8	220,2
83 ALVARO CARPE RUIZ	MT-FOUNDATION 77		223.9	5	221.6	7	220.8	3	219.0	4	218.1	9	220,7
12 JACOB ROULSTONE	LEOPARD IMPALA JUNIOR TEAM		223.4	2	223.0	3	220.8	6	219.4	4	218.6	11	221,0
17 TORIN COLLINS	TEAM MTA		223.4	2	221.6	4	221.2	5	219.4	3	214.7	14	220,1
87 ALEX GOURDON	LEOPARD IMPALA JUNIOR TEAM		223.4	2	222.5	4	222.1	3	220.8	5	220.3	7	221,8
10 ADRIAN CRUCES	CUNA DE CAMPEONE		222.1	13	220.8	14	220.8	9	219.9	12	217.7	8	220,3
25 GONZALO PÉREZ ALVARE	FINETWORK HAWKERS JUNIOR TEAM		222.1	4	222.1	2	220.3	11	217.3	14	217.3	3	219,8
5 OLEG MAX PAWELEC	WOJCIK JUNIOR RACING TEAM		221.6	5	220.8	4	219.0	3	219.0	2	215.2	13	219,1
21 RUCHÉ MOODLEY	FIFTY MOTORSPORT		221.2	6	220.8	7	220.8	2	220.3	3	219.4	5	220,5
81 CESAR PARRILLA	FAU55 TEY RACING		221.2	6	221.2	5	220.8	16	220.3	12	220.3	3	220,8
85 XABI ZURUTUZA	CUNA DE CAMPEONES		221.2	9	221.2	7	220.8	16	220.8	4	220.8	3	221,0
20 OWEN VAN TRIGT	LARRESPORT		220.8	8	220.8	3	219.9	11	219.0	13	218.6	2	219,8
37 COREY TINKER	SIC58 SQUADRA CORSE		220.3	16	220.3	11	220.3	4	220.3	2	219.9	9	220,2
47 DODO BOGGIO	ASPAR JUNIOR TEAM		220.3	7	219.4	3	219.0	2	218.1	4	217.3	5	218,8
89 DEMIS MIHAILA	TEAM HONDA LAGLISSE		220.3	11	218.1	13	217.7	12	217.7	10	216.9	4	218,1
91 KOTARO UCHIUMI	FAU55 TEY RACING		220.3	5	219.4	6	218.6	14	218.6	13	218.1	4	219,0
43 AMANUEL BRINTON	IGAX TEAM		219.9	2	219.0	3	218.6	4	218.1	8	218.1	7	218,7
31 ROBERTO GARCIA	AVATEL - CARDOSO RACING		219.4	4	215.6	3	215.2	8	215.2	5	213.5	2	215,8
62 BLAI TRIAS MOLAS	ARTBOX		219.4	4	215.6	12	215.6	5	215.6	2	214.3	8	216,1
67 CASEY O'GORMAN	CUNA DE CAMPEONES		219.4	15	218.1	16	216.9	14	212.7	13	212.3	11	215,9
44 HUGO MILLAN	CUNA DE CAMPEONES		218.6	11	217.7	14	215.6	8	215.6	2	215.2	15	216,5
18 ANGEL PIQUERAS GARCIA	TEAM ESTRELLA GALICIA 0,0		216.9	3	216.4	9	216.0	11	214.7	2	214.3	7	215,7
84 THEO GOURDON	LEOPARD IMPALA JUNIOR TEAM		216.0	8	216.0	4	215.6	7	214.3	11	214.3	10	215,2
54 ALBERTO FERRANDEZ	MT-FOUNDATION 77		215.2	7	213.5	8	212.7	6	212.7	4	212.3	3	213,3
93 GUIDO PINI	AC RACING TEAM		215.2	14	214.7	7	214.7	2	214.3	3	213.9	9	214,6
73 GONCALO RIBEIRO	LOUSAESTRADAS		214.3	10	214.3	7	213.9	14	213.9	12	213.9	11	214,1
16 ALESSANDRO SCIARRETTAC	RACING		213.9	3	213.5	11	212.7	12	212.7	5	212.7	4	213,1
57 JOHNNY GARNES	KRP		179.7	1									179,7





24 - 25 April

CIRCUITO DO ESTORIL

FIM CEV REPSOL 2021



HAWKERS ETC

FIM CEV REPSOL CIRCUITO DO ESTORIL 2021

RACE 1

Leader Sequence by Class

No	Rider	Team	Bike	Start Lap	End Lap	Laps	Total Laps
54	ALBERTO FERRANDEZ	MT-FOUNDATION 77	HONDA	1	1	1	1
28	MAXIMO MARTINEZ QUILES	TEAM HONDALAGLISSE	HONDA	2	2	1	1
54	ALBERTO FERRANDEZ	MT-FOUNDATION 77	HONDA	3	10	8	9
83	ALVARO CARPE RUIZ	MT-FOUNDATION 77	HONDA	11	13	3	3
12	JACOB ROULSTONE	LEOPARD IMPALA JUNIOR TEAM	HONDA	14	16	3	3



Moto3
MOTORCYCLE WORLD CHAMPIONSHIP

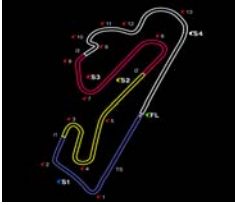
Moto2
MOTORCYCLE WORLD CHAMPIONSHIP

HAWKERS
EUROPEAN
Talent

24 - 25 April

CIRCUITO DO ESTORIL

FIM CEV REPSOL 2021



HAWKERS ETC

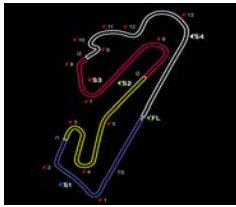
FIM CEV REPSOL CIRCUITO DO ESTORIL 2021

RACE 1

Fastest Lap Sequence

Elapsed	No Rider	Team	Bike	Class	Time	Kph	Lap
3:42.223	28 MAXIMO MARTINEZ QUILES	TEAM HONDALAGLISSE	HONDA		1:48.184	139.2	2
3:42.735	78 JOEL ESTEBAN RUIZ	IGAX TEAM	HONDA		1:48.129	139.2	2
3:43.825	12 JACOB ROULSTONE	LEOPARD IMPALA JUNIOR TEAM	HONDA		1:48.044	139.3	2
5:31.819	12 JACOB ROULSTONE	LEOPARD IMPALA JUNIOR TEAM	HONDA		1:47.994	139.4	3
7:19.767	12 JACOB ROULSTONE	LEOPARD IMPALA JUNIOR TEAM	HONDA		1:47.948	139.5	4
7:20.309	83 ALVARO CARPE RUIZ	MT-FOUNDATION 77	HONDA		1:47.621	139.9	4
7:21.964	81 CESAR PARRILLA	FAU55 TEY RACING	HONDA		1:47.456	140.1	4
10:56.141	66 PHILLIP TONN	LIQUI MOLY INTACT SIC RACING TEAM	HONDA		1:47.310	140.3	6





HAWKERS ETC

FIM CEV REPSOL CIRCUITO DO ESTORIL 2021

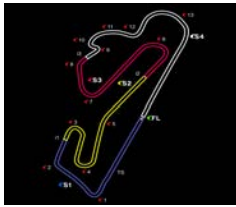
RACE 1

Analysis by lap

Lapped

No	Lap Time	Gap	No	Lap Time	Gap	No	Lap Time	Gap	No	Lap Time	Gap	No	Lap Time	Gap			
Lap 1																	
54	1:53.473	0.000	36	1:49.328	3.131	93	1:51.043	12.335	10	1:49.147	1.559	89	1:50.676	18.410			
10	1:53.520	0.047	19	1:48.906	3.368	17	1:50.598	12.474	66	1:47.851	1.588	73	1:49.825	18.498			
18	1:53.822	0.349	81	1:49.214	3.491	20	1:50.225	12.498	83	1:48.564	1.630	43	1:50.386	19.285			
28	1:54.039	0.566	24	1:49.721	4.251	91	1:50.468	12.754	85	1:48.455	1.701	16	1:50.413	19.402			
44	1:54.237	0.764	95	1:49.318	4.465	21	1:50.233	12.978	36	1:48.187	2.457	93	1:50.595	19.815			
78	1:54.606	1.133	47	1:49.097	4.953	67	1:49.369	27.031	51	1:48.130	2.643	37	1:50.242	19.866			
85	1:54.648	1.175	25	1:49.968	4.961	Lap 4									84	1:50.950	20.210
31	1:54.655	1.182	87	1:50.342	5.486	54	1:48.201		81	1:48.204	2.925	20	1:50.939	20.244			
83	1:54.655	1.182	5	1:50.001	5.539	44	1:48.184	0.128	19	1:48.992	4.808	21	1:50.491	20.420			
22	1:54.980	1.507	73	1:51.067	7.273	28	1:48.417	0.388	95	1:48.584	5.947	26	1:50.807	21.028			
66	1:55.481	2.008	16	1:50.532	7.279	18	1:48.401	0.398	47	1:48.545	5.956	91	1:50.780	21.199			
12	1:55.781	2.308	84	1:50.917	8.614	78	1:48.255	0.487	24	1:48.850	6.472	67	1:50.060	31.322			
36	1:56.026	2.553	89	1:51.420	8.757	31	1:48.290	0.606	25	1:49.872	8.385	Lap 7					
51	1:56.063	2.590	37	1:50.758	9.016	10	1:48.330	0.703	5	1:49.866	8.496	54	1:48.257				
27	1:56.301	2.828	62	1:51.041	9.027	12	1:47.948	0.815	87	1:49.969	8.499	31	1:48.301	0.103			
81	1:56.500	3.027	43	1:51.119	9.105	83	1:47.621	1.357	89	1:50.841	15.783	44	1:48.305	0.169			
19	1:56.685	3.212	93	1:50.930	9.820	22	1:48.649	1.392	62	1:51.238	15.812	66	1:48.273	0.865			
24	1:56.753	3.280	26	1:50.553	9.916	85	1:47.774	1.537	17	1:50.285	15.849	12	1:48.516	0.903			
25	1:57.216	3.743	17	1:50.883	10.404	66	1:48.383	2.028	73	1:52.240	16.722	18	1:48.625	1.097			
87	1:57.367	3.894	20	1:51.323	10.801	36	1:48.002	2.561	43	1:51.583	16.948	83	1:48.157	1.124			
95	1:57.370	3.897	91	1:51.695	10.814	51	1:47.880	2.804	16	1:52.031	17.038	10	1:48.118	1.541			
5	1:57.761	4.288	21	1:52.337	11.273	27	1:47.951	2.876	93	1:50.640	17.269	28	1:49.928	1.709			
47	1:58.079	4.606	67	1:49.349	26.190	81	1:47.456	3.012	84	1:52.136	17.309	85	1:48.446	1.759			
73	1:58.429	4.956	Lap 3			19	1:48.664	4.107	20	1:50.906	17.354	22	1:48.885	1.796			
16	1:58.970	5.497	54	1:48.518		95	1:48.757	5.654	37	1:52.273	17.673	78	1:49.615	1.994			
89	1:59.560	6.087	44	1:48.470	0.145	47	1:48.760	5.702	21	1:51.071	17.978	51	1:47.874	2.224			
57	1:59.827	6.354	28	1:48.700	0.172	24	1:48.999	5.913	26	1:51.373	18.270	36	1:48.310	2.607			
84	1:59.920	6.447	18	1:48.111	0.198	25	1:49.122	6.804	91	1:51.225	18.468	27	1:48.173	2.632			
62	2:00.209	6.736	78	1:48.449	0.433	87	1:48.996	6.821	67	1:49.363	29.311	81	1:48.044	2.767			
43	2:00.209	6.736	31	1:48.388	0.517	5	1:48.868	6.921	Lap 6			95	1:48.271	6.004			
37	2:00.481	7.008	10	1:48.467	0.574	73	1:51.357	12.773	54	1:48.049		19	1:48.775	6.019			
93	2:01.113	7.640	22	1:48.246	0.944	62	1:50.209	12.865	28	1:47.935	0.038	47	1:48.073	6.048			
21	2:01.159	7.686	12	1:47.994	1.068	89	1:51.186	13.233	31	1:47.613	0.059	24	1:48.760	7.550			
91	2:01.342	7.869	66	1:48.560	1.846	16	1:51.842	13.298	44	1:47.876	0.121	25	1:50.221	12.065			
26	2:01.586	8.113	83	1:49.176	1.937	84	1:51.045	13.464	78	1:48.171	0.636	5	1:50.247	12.124			
20	2:01.701	8.228	85	1:49.360	1.964	43	1:50.990	13.656	12	1:47.828	0.644	87	1:50.029	12.125			
17	2:01.744	8.271	36	1:48.157	2.760	37	1:50.692	13.691	18	1:48.232	0.729	89	1:50.492	20.645			
67	2:19.064	25.591	51	1:48.608	3.125	17	1:49.582	13.855	66	1:47.310	0.849	17	1:50.595	20.652			
Lap 2																	
28	1:48.184		27	1:48.573	3.126	20	1:50.442	14.739	22	1:47.698	1.168	73	1:50.446	20.687			
54	1:48.760	0.010	19	1:48.804	3.644	93	1:50.786	14.920	83	1:47.643	1.224	43	1:50.114	21.142			
44	1:48.189	0.203	81	1:48.794	3.757	26	1:51.457	15.188	85	1:47.918	1.570	62	1:51.185	21.278			
78	1:48.129	0.512	95	1:49.161	5.098	21	1:50.421	15.198	10	1:48.170	1.680	16	1:50.459	21.604			
18	1:49.016	0.615	24	1:49.392	5.115	91	1:50.981	15.534	36	1:48.146	2.554	21	1:49.866	22.029			
10	1:49.338	0.635	47	1:48.718	5.143	67	1:49.409	28.239	51	1:48.013	2.607	93	1:50.502	22.060			
31	1:48.225	0.657	25	1:49.450	5.883	Lap 5									37	1:50.546	22.155
85	1:48.707	1.132	87	1:49.068	6.026	54	1:48.291		81	1:48.104	2.980	84	1:50.603	22.556			
22	1:48.469	1.226	5	1:49.243	6.254	28	1:48.055	0.152	19	1:48.742	5.501	20	1:50.810	22.797			
83	1:48.857	1.289	73	1:50.872	9.617	44	1:48.457	0.294	95	1:48.092	5.990	26	1:50.136	22.907			
12	1:48.044	1.602	16	1:50.906	9.657	31	1:48.180	0.495	47	1:48.325	6.232	91	1:50.502	23.444			
66	1:48.556	1.814	89	1:50.019	10.248	78	1:48.318	0.514	24	1:48.624	7.047	67	1:48.980	32.045			
51	1:49.205	3.045	84	1:50.534	10.620	18	1:48.439	0.546	25	1:49.765	10.101	Lap 8					
27	1:49.003	3.081	62	1:50.358	10.857	12	1:48.341	0.865	5	1:49.687	10.134	54	1:48.260				
Lap 3																	
37	1:50.712	11.200	43	1:50.290	10.867	22	1:48.418	1.519	87	1:49.903	10.353	31	1:48.167	0.010			
26	1:50.544	11.932	27	1:50.290	10.867	Lap 6									Lap 8		
Lap 4																	
Lap 5																	
Lap 6																	
Lap 7																	
Lap 8																	





HAWKERS ETC

FIM CEV REPSOL CIRCUITO DO ESTORIL 2021

RACE 1

Analysis by lap

Lapped

No	Lap Time	Gap	No	Lap Time	Gap	No	Lap Time	Gap	No	Lap Time	Gap	No	Lap Time	Gap	
44	1:48.111	0.020	24	1:48.890	8.119	67	1:49.635	34.696	87	1:50.277	21.561	Lap 14			
66	1:47.440	0.045	25	1:50.145	16.186	Lap 11		22	1:48.834	21.573	12				
12	1:47.728	0.371	5	1:50.122	16.257	83	1:49.431		25	1:50.346	21.605	83	1:48.171	0.173	
83	1:47.555	0.419	87	1:50.259	16.287	44	1:49.079	0.054	5	1:50.482	21.891	44	1:47.951	0.267	
18	1:47.880	0.717	17	1:49.544	23.086	18	1:48.523	0.107	43	1:50.346	28.584	78	1:48.075	0.304	
28	1:47.761	1.210	43	1:49.239	23.219	78	1:48.034	0.404	17	1:50.496	28.918	10	1:47.491	0.319	
78	1:47.528	1.262	62	1:50.113	24.818	12	1:49.606	0.474	62	1:50.311	30.214	18	1:48.354	0.556	
10	1:48.109	1.390	73	1:50.135	24.832	28	1:48.890	0.621	21	1:50.505	30.244	28	1:47.606	0.830	
85	1:48.144	1.643	21	1:50.390	25.456	51	1:48.408	0.755	73	1:50.446	30.437	27	1:48.231	0.960	
22	1:48.421	1.957	93	1:50.356	26.134	36	1:48.360	0.934	89	1:50.384	30.662	36	1:48.493	1.136	
51	1:48.120	2.084	89	1:51.106	26.150	27	1:48.574	1.097	26	1:50.603	31.144	85	1:48.501	1.500	
27	1:48.331	2.703	37	1:50.460	26.227	10	1:48.726	1.244	93	1:50.297	31.174	51	1:48.237	1.787	
36	1:48.434	2.781	26	1:50.617	26.528	85	1:48.488	1.272	20	1:49.959	31.352	81	1:48.216	1.825	
81	1:48.333	2.840	16	1:50.933	26.566	81	1:48.888	1.577	37	1:50.254	31.701	95	1:48.705	6.666	
95	1:48.436	6.180	20	1:50.714	26.727	95	1:48.602	5.621	16	1:50.321	31.714	47	1:48.110	6.742	
47	1:48.393	6.181	91	1:50.535	27.655	47	1:48.718	6.111	91	1:50.019	32.116	19	1:48.541	7.272	
19	1:48.917	6.676	84	1:52.040	27.865	19	1:48.738	6.545	84	1:50.528	33.096	24	1:49.621	11.122	
24	1:48.678	7.968	67	1:49.225	33.700	24	1:49.030	7.810	67	1:48.715	35.864	22	1:49.440	23.732	
87	1:50.902	14.767	Lap 10		25	1:50.390	19.443	Lap 13		25	1:49.794	24.403			
25	1:50.975	14.780	54	1:48.639		87	1:50.696	19.468	83	1:48.500		5	1:49.383	24.446	
5	1:51.010	14.874	83	1:48.657	0.052	5	1:50.768	19.593	12	1:48.251	0.004	87	1:49.416	24.488	
17	1:49.889	22.281	66	1:48.651	0.061	22	2:08.606	20.923	18	1:48.528	0.200	43	1:49.958	32.480	
43	1:49.837	22.719	31	1:48.577	0.179	43	1:50.776	26.422	78	1:48.565	0.227	17	1:50.115	32.720	
73	1:51.009	23.436	12	1:48.363	0.351	17	1:50.791	26.606	44	1:48.300	0.314	89	1:50.353	34.599	
62	1:50.426	23.444	44	1:49.072	0.458	21	1:50.263	27.923	36	1:47.980	0.641	62	1:50.647	34.611	
89	1:51.398	23.783	18	1:49.023	1.067	62	1:50.643	28.087	27	1:48.103	0.727	21	1:50.135	34.773	
21	1:50.036	23.805	28	1:49.278	1.214	73	1:50.704	28.175	10	1:47.843	0.826	93	1:49.891	35.087	
16	1:51.028	24.372	22	1:49.040	1.800	89	1:50.606	28.462	85	1:48.399	0.997	26	1:50.326	35.136	
37	1:50.611	24.506	51	1:48.957	1.830	26	1:50.516	28.725	28	1:47.706	1.222	20	1:49.953	35.262	
93	1:50.717	24.517	78	1:49.274	1.853	93	1:50.883	29.061	51	1:48.310	1.548	73	1:50.636	35.825	
84	1:50.268	24.564	10	1:49.335	2.001	16	1:50.477	29.577	81	1:48.038	1.607	37	1:50.462	36.182	
26	1:50.003	24.650	27	1:48.801	2.006	20	1:51.182	29.577	95	1:48.514	5.959	16	1:50.236	36.327	
20	1:50.215	24.752	36	1:49.008	2.057	37	1:51.321	29.631	47	1:48.562	6.630	67	1:48.582	36.484	
91	1:50.675	25.859	81	1:48.943	2.172	91	1:50.329	30.281	19	1:48.282	6.729	91	1:50.353	36.494	
67	1:49.429	33.214	85	1:49.427	2.267	84	1:51.456	30.752	24	1:49.417	9.499	84	1:50.462	37.614	
Lap 9			95	1:48.727	6.502	67	1:50.120	35.333	Lap 15		Lap 15				
54	1:48.739		47	1:49.031	6.876	Lap 12		12	1:48.038		12	1:48.038			
44	1:48.744	0.025	19	1:49.320	7.290	83	1:48.184		83	1:47.994	0.129	83	1:47.994	0.129	
83	1:48.354	0.034	24	1:48.783	8.263	78	1:47.942	0.162	10	1:48.036	0.317	10	1:48.036	0.317	
66	1:48.743	0.049	87	1:50.607	18.255	18	1:48.249	0.172	78	1:48.559	0.825	78	1:48.559	0.825	
31	1:48.970	0.241	5	1:50.690	18.308	12	1:47.963	0.253	44	1:48.600	0.829	44	1:48.600	0.829	
28	1:48.104	0.575	25	1:50.989	18.536	44	1:48.644	0.514	18	1:48.537	1.055	18	1:48.537	1.055	
12	1:48.995	0.627	43	1:50.549	25.129	85	1:48.010	1.098	28	1:48.324	1.116	28	1:48.324	1.116	
18	1:48.705	0.683	17	1:50.851	25.298	27	1:48.211	1.124	27	1:48.266	1.188	27	1:48.266	1.188	
78	1:48.695	1.218	62	1:50.748	26.927	36	1:48.411	1.161	36	1:48.192	1.290	36	1:48.192	1.290	
10	1:48.654	1.305	73	1:50.761	26.954	10	1:48.423	1.483	85	1:47.896	1.358	85	1:47.896	1.358	
22	1:48.181	1.399	21	1:50.326	27.143	51	1:49.167	1.738	51	1:48.073	1.822	51	1:48.073	1.822	
85	1:48.575	1.479	89	1:49.828	27.339	28	1:49.579	2.016	81	1:48.125	1.912	81	1:48.125	1.912	
51	1:48.167	1.512	93	1:50.166	27.661	81	1:48.676	2.069	95	1:49.791	8.419	95	1:49.791	8.419	
36	1:47.646	1.688	26	1:49.803	27.692	95	1:48.508	5.945	47	1:49.781	8.485	47	1:49.781	8.485	
27	1:47.880	1.844	37	1:50.205	27.793	47	1:48.641	6.568	19	1:49.277	8.511	19	1:49.277	8.511	
81	1:47.767	1.868	20	1:49.790	27.878	19	1:48.586	6.947	24	1:49.778	12.862	24	1:49.778	12.862	
95	1:48.973	6.414	16	1:50.656	28.583	24	1:48.956	8.582	22	1:49.306	25.000	22	1:49.306	25.000	
47	1:49.042	6.484	84	1:49.553	28.779			25	1:49.357	25.722	25	1:49.357	25.722		
19	1:48.672	6.609	91	1:50.419	29.435										





24 - 25 April

CIRCUITO DO ESTORIL

FIM CEV REPSOL 2021



HAWKERS ETC FIM CEV REPSOL CIRCUITO DO ESTORIL 2021 RACE 1

Analysis by lap

Lapped ■

No	Lap Time	Gap	No	Lap Time	Gap	No	Lap Time	Gap	No	Lap Time	Gap
5	1:49.604	26.012									
87	1:49.591	26.041									
17	1:50.209	34.891									
89	1:49.786	36.347									
93	1:50.062	37.111									
62	1:50.549	37.122									
21	1:50.425	37.160									
67	1:48.910	37.356									
26	1:50.506	37.604									
20	1:50.408	37.632									
73	1:50.215	38.002									
37	1:50.003	38.147									
16	1:50.393	38.682									
91	1:50.226	38.682									
84	1:50.553	40.129									

Lap 16

12	1:47.809	
10	1:47.906	0.414
78	1:47.937	0.953
18	1:47.707	0.953
28	1:47.680	0.987
27	1:47.913	1.292
36	1:47.879	1.360
44	1:49.100	2.120
51	1:48.136	2.149
81	1:48.330	2.433
85	1:48.885	2.434
95	1:48.442	9.052
47	1:48.448	9.124
19	1:48.576	9.278
24	1:51.988	17.041
22	1:49.110	26.301
25	1:49.484	27.397
5	1:49.575	27.778
87	1:49.604	27.836
17	1:49.970	37.052
67	1:48.270	37.817
89	1:49.894	38.432
93	1:50.181	39.483
62	1:50.316	39.629
26	1:50.540	40.335
20	1:50.604	40.427
21	1:51.103	40.454
73	1:50.368	40.561
37	1:50.310	40.648
16	1:50.079	40.952
91	1:50.222	41.095
84	1:50.519	42.839