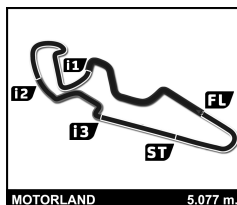




24 - 25 July

MOTORLAND ARAGÓN

FIM CEV REPSOL 2021



Hawkers ETC

FIM CEV Repsol MotorLand Aragón

Race 1 (9 Laps, 45,7 km.)

Classification

No	Rider	Nat	Team	Bike	Tires	Cl.	Laps	Total Time	Gap	Kph	Best Lap		
											Lap	Time	Kph
1	10 ADRIÁN CRUCES	ESP	CUNA DE CAMPEONES	HONDA	BRIDGES		9	18:26.378	-	148.7	6	2:02.038	149.8
2	85 XABI ZURUTUZA	ESP	CUNA DE CAMPEONES	HONDA	BRIDGES		9	18:26.410	+0.032	148.7	6	2:02.058	149.7
3	28 MÁXIMO MARTÍNEZ	ESP	TEAM HONDA LAGLISSE	HONDA	BRIDGES		9	18:26.776	+0.398	148.6	6	2:02.226	149.5
4	51 BRIAN URIARTE	ESP	TEAM ESTRELLA GALICIA 0,0	HONDA	BRIDGES		9	18:26.852	+0.474	148.6	8	2:01.980	149.8
5	31 ROBERTO GARCIA	ESP	AVATEL - CARDOSO RACING	HONDA	BRIDGES		9	18:26.956	+0.578	148.6	8	2:02.041	149.8
6	54 ALBERTO FERRÁNDEZ	ESP	MT-FOUNDATION 77	HONDA	BRIDGES		9	18:26.958	+0.580	148.6	6	2:01.696	150.2
7	83 ALVARO CARPE	ESP	MT-FOUNDATION 77	HONDA	BRIDGES		9	18:27.022	+0.644	148.6	6	2:02.058	149.7
8	18 ANGEL PQUERAS	ESP	ESTRELLA GALICIA 0,0	HONDA	BRIDGES		9	18:27.134	+0.756	148.6	9	2:01.952	149.9
9	4 MILAN LEON PAWELEC	POL	JCIK JUNIOR RACING TEAM	HONDA	BRIDGES		9	18:27.304	+0.926	148.6	4	2:01.947	149.9
10	27 RICO SALMELA	FIN	ESTRELLA GALICIA 0,0	HONDA	BRIDGES		9	18:27.401	+1.023	148.5	6	2:01.837	150.0
11	47 EDOARDO MICHELE BOGGIO	ITA	ASPAR TEAM	HONDA	BRIDGES		9	18:27.475	+1.097	148.5	9	2:01.996	149.8
12	22 DAVID ALMANSA	ESP	FINETWORK HAWKERS JUNIOR	HONDA	BRIDGES		9	18:31.779	+5.401	148.0	2	2:02.593	149.1
13	95 MARCO MORELLI	ARG	TEAM ESTRELLA GALICIA 0,0	HONDA	BRIDGES		9	18:37.150	+10.772	147.2	5	2:03.083	148.5
14	12 JACOB ROULSTONE	AUS	LEOPARD IMPALA JUNIOR	HONDA	BRIDGES		9	18:42.915	+16.537	146.5	5	2:03.038	148.5
15	87 ALEX GOURDON	FRA	LEOPARD IMPALA JUNIOR	HONDA	BRIDGES		9	18:45.368	+18.990	146.2	7	2:03.705	147.7
16	89 DEMIS MIHAILA	ITA	TEAM HONDA LAGLISSE	HONDA	BRIDGES		9	18:45.518	+19.140	146.2	7	2:03.743	147.7
17	66 PHILLIP TONN	DEU	LIQUI MOLY INTACT SIC RAC	HONDA	BRIDGES		9	18:45.519	+19.141	146.2	7	2:03.445	148.1
18	24 GUILLEM PLANQUES	FRA	LARRESPORT	HONDA	BRIDGES		9	18:45.687	+19.309	146.1	7	2:04.433	146.9
19	21 RUCHÉ MOODLEY	RSA	FIFTY MOTORSPORT	HONDA	BRIDGES		9	18:49.304	+22.926	145.7	3	2:04.409	146.9
20	13 HAKIM DANISH	MYS	LIQUI MOLY INTACT SIC	HONDA	BRIDGES		9	18:49.519	+23.141	145.6	6	2:03.842	147.6
21	91 KOTARO UCHIUMI	JPN	FAU55 TEY RACING	HONDA	BRIDGES		9	18:49.550	+23.172	145.6	3	2:04.294	147.0
22	19 POL SOLÁ	ESP	ASPAR TEAM	HONDA	BRIDGES		9	18:59.772	+33.394	144.3	4	2:04.741	146.5
23	84 THÉO GOURDON	FRA	LEOPARD IMPALA JUNIOR	HONDA	BRIDGES		9	18:59.892	+33.514	144.3	8	2:04.729	146.5
24	43 AMANUEL DAVID BRINTON	GBR	IGAX TEAM	HONDA	BRIDGES		9	18:59.923	+33.545	144.3	4	2:04.751	146.5
25	71 HAMAD KHAMIS AL-SAHOUTI	QAT	LEOPARD IMPALA JUNIOR TEA	HONDA	BRIDGES		9	18:59.985	+33.607	144.3	7	2:05.392	145.8
26	37 COREY TINKER	GBR	SIC58 SQUADRA CORSE	HONDA	BRIDGES		9	19:03.097	+36.719	143.9	4	2:05.798	145.3
27	73 GONÇALO RIBEIRO	POR	LOUSAESTRADAS	HONDA	BRIDGES		9	19:14.130	+47.752	142.5	7	2:06.198	144.8
28	81 CÉSAR PARRILLA	ESP	FAU55 TEY RACING	HONDA	BRIDGES		8	20:26.423	1 Lap	119.2	7	2:05.597	145.5

Retired

78	JOEL ESTEBAN	ESP	IGAX TEAM	HONDA	BRIDGES								
25	GONZALO PÉREZ	ESP	FINETWORK HAWKERS JUNIOR	HONDA	BRIDGES								
26	PAU ALSINA	ESP	ARTBOX	HONDA	BRIDGES								
93	GUIDO PINI	ITA	AC RACING TEAM	HONDA	BRIDGES								
17	TORIN COLLINS	CAN	TEAM MTA	HONDA	BRIDGES								
36	SHARUL EZWAN MOHD SHARIL	MYS	LIQUI MOLY INTACT SIC RAC	HONDA	BRIDGES								
62	BLAI TRIAS	ESP	ARTBOX	HONDA	BRIDGES								
70	KRISTIAN DANIEL JR	USA	AGR TEAM	HONDA	BRIDGES								

Not Started

44	HUGO MILLAN GRACIA	ESP	CUNA DE CAMPEONES	HONDA	BRIDGES								
5	OLEG MAXIMILIAN PAWELEC	POL	WOJCIK JUNIOR RACING TEAM	HONDA	BRIDGES								

Pole Position:

Fastest Lap: Lap6 ALBERTO FERRÁNDEZ 2:01.696 150.2 Kph

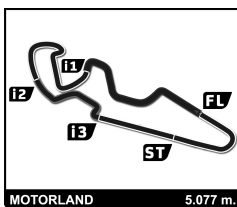
Published at:

Track Status: **DRY**

Race Director:	Timekeeper: Alberto Estébanez
----------------	----------------------------------

25/07/2021 Page 1 / 1






Hawkers ETC FIM CEV Repsol MotorLand Aragón Race 1

Lap Chart

No	Pos	Grid	Lap																	
			1	2	3	4	5	6	7	8	9									
85	1	85	28	28	85	28	85	85	28	10										
44	2	44	51	10	85	28	85	28	10	85	85									
27	3	27	10	54	10	10	51	83	28	54	28									
28	4	28	28	85	51	83	83	51	51	10	51									
51	5	51	27	51	54	54	10	10	54	51	31									
54	6	54	83	83	83	51	31	54	31	31	54									
10	7	10	54	27	22	31	54	31	4	83	83									
18	8	18	18	31	18	18	18	27	83	4	18									
83	9	83	31	22	31	4	27	18	47	18	4									
78	10	78	22	18	27	27	4	4	27	27	27									
22	11	22	95	4	4	47	47	47	18	47	47									
31	12	31	4	47	47	22	22	22	22	22	22									
95	13	95	47	95	95	95	95	95	95	95	95									
4	14	4	24	24	24	24	24	12	12	12	12									
25	15	25	89	89	12	12	12	24	66	24	87									
12	16	12	66	66	89	89	89	66	24	89	66									
47	17	47	87	87	87	66	66	89	89	87	89									
43	18	43	13	12	66	87	87	87	87	66	24									
26	19	26	91	13	21	21	21	91	13	13	21									
93	20	93	21	21	91	91	91	21	21	21	13									
19	21	19	71	91	13	13	13	13	91	91	91									
81	22	81	12	71	71	71	71	43	19	43	19									
66	23	66	84	84	84	84	84	71	43	84	84									
17	24	17	37	37	37	37	19	19	71	19	43									
24	25	24	43	19	19	19	37	84	84	71	71									
73	26	73	19	43	43	43	43	37	37	37	37									
5	27	5	73	73	73	73	73	73	73	73	73									
36	28	36	81	81	81	81	81	81	81	81	81									
89	29	89																		
62	30	62																		
91	31	91																		
87	32	87																		
13	33	13																		
21	34	21																		
71	35	71																		
84	36	84																		
70	37	70																		
37	38	37																		

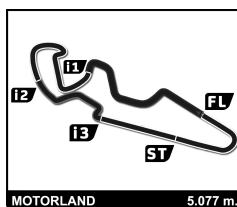




24 - 25 July

MOTORLAND ARAGÓN

FIM CEV REPSOL 2021



Hawkers ETC

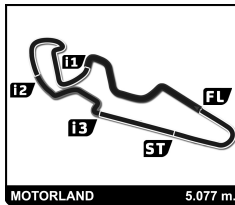
FIM CEV Repsol MotorLand Aragón

Race 1

Best Sector Times

Sector 1			Sector 2			Sector 3			Sector 4			Ideal Lap		Best Lap		
Pos	No	Rider	Time	No	Rider	Time	No	Rider	Time	No	Rider	Time	Pos	No	Lap	Best Lap
1	18	A.PIQUERAS	34.091	10	A.CRUCES	33.645	83	A.CARPE	22.313	54	A.FERRÁNDEZ	30.830	1	54	2:01.076	2:01.696 (1)
2	4	M.PAWELEC	34.122	54	A.FERRÁNDEZ	33.679	18	A.PIQUERAS	22.319	27	R.SALMELA	30.958	2	83	2:01.212	2:02.058 (9)
3	28	M.MARTÍNEZ	34.129	51	B.URIARTE	33.708	4	M.PAWELEC	22.367	83	A.CARPE	30.979	3	10	2:01.284	2:02.038 (7)
4	47	E.BOGGIO	34.160	83	A.CARPE	33.749	10	A.CRUCES	22.371	18	A.PIQUERAS	31.006	4	18	2:01.376	2:01.952 (4)
5	54	A.FERRÁNDEZ	34.166	31	R.GARCIA	33.790	54	A.FERRÁNDEZ	22.401	10	A.CRUCES	31.037	5	27	2:01.447	2:01.837 (2)
6	83	A.CARPE	34.171	85	X.ZURUTUZA	33.820	31	R.GARCIA	22.423	22	D.ALMANSA	31.041	6	51	2:01.518	2:01.980 (5)
7	51	B.URIARTE	34.171	27	R.SALMELA	33.852	27	R.SALMELA	22.428	47	E.BOGGIO	31.063	7	4	2:01.535	2:01.947 (3)
8	27	R.SALMELA	34.209	28	M.MARTÍNEZ	33.876	85	X.ZURUTUZA	22.443	31	R.GARCIA	31.068	8	31	2:01.579	2:02.041 (8)
9	10	A.CRUCES	34.231	47	E.BOGGIO	33.886	51	B.URIARTE	22.449	85	X.ZURUTUZA	31.124	9	47	2:01.604	2:01.996 (6)
10	85	X.ZURUTUZA	34.244	4	M.PAWELEC	33.907	28	M.MARTÍNEZ	22.464	4	M.PAWELEC	31.139	10	85	2:01.631	2:02.058 (10)
11	31	R.GARCIA	34.298	18	A.PIQUERAS	33.960	47	E.BOGGIO	22.495	28	M.MARTÍNEZ	31.182	11	28	2:01.651	2:02.226 (11)
12	22	D.ALMANSA	34.313	22	D.ALMANSA	33.991	22	D.ALMANSA	22.534	51	B.URIARTE	31.190	12	22	2:01.879	2:02.593 (12)
13	95	M.MORELLI	34.494	95	M.MORELLI	34.176	95	M.MORELLI	22.614	12	J.ROULSTONE	31.342	13	95	2:02.757	2:03.083 (14)
14	12	J.ROULSTONE	34.533	66	P.TONN	34.196	87	A.GOURDON	22.619	95	M.MORELLI	31.473	14	12	2:02.879	2:03.038 (13)
15	66	P.TONN	34.660	89	D.MIHAILA	34.217	66	P.TONN	22.655	24	G.PLANQUES	31.518	15	66	2:03.203	2:03.445 (15)
16	13	H.DANISH	34.764	87	A.GOURDON	34.284	89	D.MIHAILA	22.657	87	A.GOURDON	31.572	16	87	2:03.256	2:03.705 (16)
17	87	A.GOURDON	34.781	12	J.ROULSTONE	34.293	12	J.ROULSTONE	22.711	89	D.MIHAILA	31.591	17	89	2:03.276	2:03.743 (17)
18	89	D.MIHAILA	34.811	13	H.DANISH	34.347	81	C.PARRILLA	22.748	19	P.SOLÁ	31.636	18	24	2:03.455	2:04.433 (21)
19	24	G.PLANQUES	34.820	24	G.PLANQUES	34.348	24	G.PLANQUES	22.769	13	H.DANISH	31.662	19	13	2:03.567	2:03.842 (18)
20	19	P.SOLÁ	34.991	43	A.BRINTON	34.378	13	H.DANISH	22.794	66	P.TONN	31.692	20	19	2:04.049	2:04.741 (23)
21	43	A.BRINTON	35.053	21	R.MOODLEY	34.439	21	R.MOODLEY	22.853	84	T.GOURDON	31.700	21	21	2:04.105	2:04.409 (20)
22	91	K.UCHIUMI	35.053	84	T.GOURDON	34.442	91	K.UCHIUMI	22.890	71	H.AL-SAHOUTI	31.710	22	91	2:04.183	2:04.294 (19)
23	21	R.MOODLEY	35.094	19	P.SOLÁ	34.451	84	T.GOURDON	22.930	43	A.BRINTON	31.711	23	43	2:04.219	2:04.751 (24)
24	81	C.PARRILLA	35.130	91	K.UCHIUMI	34.463	19	P.SOLÁ	22.971	21	R.MOODLEY	31.719	24	84	2:04.316	2:04.729 (22)
25	84	T.GOURDON	35.244	71	H.AL-SAHOUTI	34.600	43	A.BRINTON	23.077	91	K.UCHIUMI	31.777	25	71	2:04.913	2:05.392 (25)
26	71	H.AL-SAHOUTI	35.336	37	C.TINKER	34.819	37	C.TINKER	23.155	37	C.TINKER	32.005	26	37	2:05.334	2:05.798 (27)
27	37	C.TINKER	35.355	81	C.PARRILLA	34.881	73	G.RIBEIRO	23.173	73	G.RIBEIRO	32.552	27	81	2:05.366	2:05.597 (26)
28	73	G.RIBEIRO	35.386	73	G.RIBEIRO	34.937	71	H.AL-SAHOUTI	23.267	81	C.PARRILLA	32.607	28	73	2:06.048	2:06.198 (28)





Hawkers ETC

FIM CEV Repsol MotorLand Aragón

Race 1

Best Top Speed

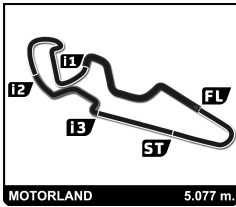
No Rider	Team	Class	Top 1		Top 2		Top 3		Top 4		Top 5		
			Kph	Lap	Kph	Lap	Kph	Lap	Kph	Lap	Kph	Lap	Avg
27	RICO SALMELA	ESTRELLA GALICIA 0,0	225.0	5	223.6	3	222.7	6	222.2	9	221.3	7	223,0
47	EDOARDO MICHELE BOGASPAR TEAM		225.0	5	225.0	7	224.5	6	224.5	9	221.8	4	224,2
54	ALBERTO FERRÁNDEZ	MT-FOUNDATION 77	224.1	5	223.6	6	222.7	7	221.8	8	220.4	9	222,5
83	ALVARO CARPE	MT-FOUNDATION 77	224.1	6	222.7	4	222.2	2	221.8	3	221.3	9	222,4
31	ROBERTO GARCIA	AVATEL - CARDOSO RACING	223.6	6	222.7	5	221.8	9	220.0	2	219.5	1	221,5
10	ADRIÁN CRUCES	CUNA DE CAMPEONES	222.2	5	220.0	6	218.6	7	217.7	9	216.4	8	219,0
18	ANGEL PIQUERAS	ESTRELLA GALICIA 0,0	222.2	6	221.8	4	221.8	5	221.8	7	221.3	3	221,8
4	MILAN LEON PAWELEC	JCIK JUNIOR RACING TEAM	221.8	5	221.8	6	221.8	8	220.9	1	220.4	4	221,3
51	BRIAN URIARTE	TEAM ESTRELLA GALICIA 0,0	221.8	3	220.0	5	220.0	9	219.1	8	218.6	1	219,9
43	AMANUEL DAVID BRINTONGAX TEAM		220.9	5	220.0	4	219.1	6	216.4	2	214.7	8	218,2
85	XABI ZURUTUZA	CUNA DE CAMPEONES	220.9	7	219.5	2	219.1	6	214.3	4	214.3	9	217,6
19	POL SOLÁ	ASPAR TEAM	220.4	5	220.0	6	218.6	7	216.4	4	213.4	3	217,8
84	THÉO GOURDON	LEOPARD IMPALA JUNIOR	219.5	6	217.7	4	217.7	8	216.9	7	215.1	1	217,4
22	DAVID ALMANSA	FINETWORK HAWKERS JUNIOR	219.1	2	219.1	3	217.3	1	216.4	4	216.4	5	217,7
28	MÁXIMO MARTÍNEZ	TEAM HONDA LAGLISSE	219.1	1	218.6	5	218.6	9	217.7	4	216.0	8	218,0
91	KOTARO UCHIUMI	FAU55 TEY RACING	219.1	9	218.6	8	218.2	5	216.9	7	216.0	4	217,8
21	RUCHÉ MOODLEY	FIFTY MOTORSPORT	218.6	1	216.9	2	216.4	7	215.6	8	215.6	9	216,6
24	GUILLEM PLANQUES	LARRESPORT	218.2	1	216.9	9	213.9	6	213.4	2	213.4	4	215,2
71	HAMAD KHAMIS AL-SAHOL	LEOPARD IMPALA JUNIOR TEA	218.2	8	217.7	1	217.7	7	216.4	9	216.0	6	217,2
37	COREY TINKER	SIC58 SQUADRA CORSE	217.7	5	216.0	4	214.3	1	213.9	6	212.2	3	214,8
89	DEMIS MIHAILA	TEAM HONDA LAGLISSE	217.7	8	214.7	2	214.7	5	214.3	9	213.9	6	215,1
95	MARCO MORELLI	TEAM ESTRELLA GALICIA 0,0	217.7	2	217.7	4	216.0	1	215.6	5	215.1	3	216,4
12	JACOB ROULSTONE	LEOPARD IMPALA JUNIOR	217.3	2	216.0	1	216.0	5	214.3	6	213.0	4	215,3
87	ALEX GOURDON	LEOPARD IMPALA JUNIOR	217.3	5	217.3	7	216.9	8	216.0	2	215.6	9	216,6
66	PHILLIP TONN	LIQUI MOLY INTACT SIC RAC	216.0	8	214.7	4	213.4	6	211.4	7	210.9	5	213,3
13	HAKIM DANISH	LIQUI MOLY INTACT SIC	215.6	2	214.3	5	213.4	1	213.4	6	213.0	4	213,9
73	GONÇALO RIBEIRO	LOUSAESTRADAS	209.3	6	207.7	4	207.7	7	207.7	8	206.9	3	207,9
81	CÉSAR PARRILLA	FAU55 TEY RACING	206.5	7	206.1	5	206.1	6	204.5	3	203.8	4	205,4
5	OLEG MAXIMILIAN PAWEL	WOJCIK JUNIOR RACING TEAM											
17	TORIN COLLINS	TEAM MTA											
25	GONZALO PÉREZ	FINETWORK HAWKERS JUNIOR											
26	PAU ALSINA	ARTBOX											
36	SHARUL EZWAN MOHD SH	LIQUI MOLY INTACT SIC RAC											
44	HUGO MILLAN GRACIA	CUNA DE CAMPEONES											
62	BLAI TRIAS	ARTBOX											
70	KRISTIAN DANIEL JR	AGR TEAM											
78	JOEL ESTEBAN	IGAX TEAM											
93	GUIDO PINI	AC RACING TEAM											



24 - 25 July

MOTORLAND ARAGÓN

FIM CEV REPSOL 2021



Hawkers ETC

FIM CEV Repsol MotorLand Aragón

Race 1

Leader Sequence by Class

No	Rider	Team	Bike	Start Lap	End Lap	Laps	Total Laps
85	XABI ZURUTUZA	CUNA DE CAMPEONES	HONDA	1	1	1	1
28	MÁXIMO MARTÍNEZ	TEAM HONDA LAGLISSE	HONDA	2	3	2	2
85	XABI ZURUTUZA	CUNA DE CAMPEONES	HONDA	4	4	1	2
28	MÁXIMO MARTÍNEZ	TEAM HONDA LAGLISSE	HONDA	5	5	1	3
85	XABI ZURUTUZA	CUNA DE CAMPEONES	HONDA	6	7	2	4
28	MÁXIMO MARTÍNEZ	TEAM HONDA LAGLISSE	HONDA	8	8	1	4
10	ADRIÁN CRUCES	CUNA DE CAMPEONES	HONDA	9	9	1	1





Moto3 JUNIORS
WORLD CHAMPIONSHIP

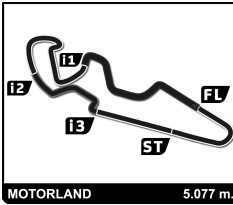
Moto2
EUROPEAN CHAMPIONSHIP

HAWKERS EUROPEAN
Talent Cup

24 - 25 July

MOTORLAND ARAGÓN

FIM CEV REPSOL 2021



Hawkers ETC

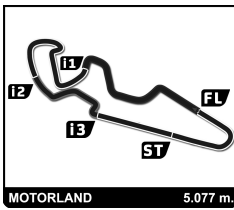
FIM CEV Repsol MotorLand Aragón

Race 1

Fastest Lap Sequence

Elapsed	No	Rider	Team	Bike	Class	Time	Kph	Lap
4:08.846	28	MÁXIMO MARTÍNEZ	TEAM HONDA LAGLISSE	HONDA		2:02.972	148.6	2
4:08.974	54	ALBERTO FERRÁNDEZ	MT-FOUNDATION 77	HONDA		2:02.971	148.6	2
4:09.539	22	DAVID ALMANSA	FINETWORK HAWKERS JUNIOR	HONDA		2:02.593	149.1	2
6:11.588	85	XABI ZURUTUZA	CUNA DE CAMPEONES	HONDA		2:02.548	149.1	3
8:13.942	85	XABI ZURUTUZA	CUNA DE CAMPEONES	HONDA		2:02.354	149.4	4
8:14.039	10	ADRIÁN CRUCES	CUNA DE CAMPEONES	HONDA		2:02.311	149.4	4
8:14.182	83	ALVARO CARPE	MT-FOUNDATION 77	HONDA		2:02.297	149.4	4
8:14.663	31	ROBERTO GARCIA	AVATEL - CARDOSO RACING	HONDA		2:02.059	149.7	4
8:14.924	4	MILAN LEON PAWELEC	JCIK JUNIOR RACING TEAM	HONDA		2:01.947	149.9	4
12:18.986	54	ALBERTO FERRÁNDEZ	MT-FOUNDATION 77	HONDA		2:01.696	150.2	6





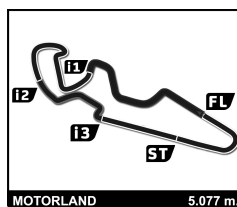
Hawkers ETC FIM CEV Repsol MotorLand Aragón Race 1

Analysis by lap

Lapped 81

No	Lap Time	Gap	No	Lap Time	Gap	No	Lap Time	Gap	No	Lap Time	Gap	No	Lap Time	Gap	
Lap 1															
	73	2:07.308	18.770		84	2:06.033	17.627		91	2:04.519	16.710		24	2:04.593	16.526
	81	5:30.229	1 Lap		37	2:05.798	17.718		21	2:04.717	16.747		89	2:03.766	16.590
85	2:05.643	0.000		19	2:04.741	18.780		13	2:03.842	16.782		87	2:03.802	16.656	
51	2:05.723	0.080		43	2:04.751	18.862		43	2:05.465	24.357		66	2:05.087	17.006	
10	2:05.781	0.138		73	2:06.486	26.694		71	2:06.077	24.564		13	2:04.537	20.860	
28	2:05.874	0.231		81	2:07.258	1 Lap		19	2:05.991	24.720		21	2:04.729	21.138	
27	2:05.959	0.316		Lap 5									91	2:04.583	21.176
83	2:05.993	0.350		28	2:02.551			37	2:06.550	25.394		43	2:05.059	29.853	
54	2:06.003	0.360		85	2:02.748	0.126		73	2:06.736	35.261		84	2:04.729	29.884	
18	2:06.170	0.527		28	2:02.450	0.222		81	2:05.793	1 Lap		19	2:05.281	30.038	
31	2:06.208	0.565		51	2:02.450	0.222		Lap 7					71	2:05.420	30.475
22	2:06.946	1.303		83	2:02.648	0.266		85	2:02.308			37	2:06.616	33.245	
95	2:07.330	1.687		10	2:02.871	0.346		10	2:02.195	0.087		73	2:06.320	42.878	
4	2:07.357	1.714		31	2:02.363	0.462		28	2:02.404	0.138		81	2:05.597	1 Lap	
47	2:07.483	1.840		54	2:03.047	0.726		51	2:03.044	0.891		Lap 9			
24	2:08.018	2.375		18	2:02.619	0.812		54	2:03.001	0.931		10	2:02.514		
89	2:10.994	5.351		27	2:02.262	0.905		31	2:02.944	0.979		85	2:02.670	0.032	
66	2:11.248	5.605		4	2:02.627	0.987		4	2:02.753	1.493		28	2:03.127	0.398	
87	2:11.325	5.682		47	2:02.355	1.303		83	2:03.742	1.574		51	2:02.925	0.474	
13	2:12.014	6.371		22	2:02.674	3.279		47	2:02.834	1.645		31	2:02.880	0.578	
91	2:12.114	6.471		95	2:03.083	4.020		27	2:03.400	1.650		54	2:03.149	0.580	
21	2:12.248	6.605		24	2:04.807	9.928		18	2:03.317	1.722		83	2:02.267	0.644	
71	2:13.028	7.385		12	2:03.038	9.986		22	2:02.734	4.117		18	2:01.952	0.756	
12	2:13.133	7.490		89	2:04.090	11.859		95	2:04.078	7.260		4	2:02.334	0.926	
84	2:13.250	7.607		66	2:03.927	11.936		12	2:03.734	13.747		27	2:02.188	1.023	
37	2:13.510	7.867		87	2:03.775	12.072		66	2:03.445	14.512		47	2:01.996	1.097	
43	2:17.200	11.557		21	2:04.710	14.214		24	2:04.433	14.526		22	2:03.675	5.401	
19	2:17.670	12.027		91	2:04.765	14.375		89	2:03.743	15.417		95	2:04.614	10.772	
73	2:20.308	14.665		13	2:04.044	15.124		87	2:03.705	15.447		12	2:04.100	16.537	
Lap 2													87	2:05.063	18.990
28	2:02.972			84	2:05.850	20.855		21	2:04.563	19.002		66	2:04.861	19.138	
10	2:03.135	0.070		19	2:04.755	20.913		91	2:04.784	19.186		89	2:05.279	19.140	
54	2:02.971	0.128		37	2:05.932	21.028		19	2:04.938	27.350		24	2:05.512	19.309	
85	2:03.397	0.194		43	2:04.836	21.076		43	2:05.338	27.387		21	2:04.517	22.926	
51	2:03.447	0.324		73	2:06.637	30.709		71	2:05.392	27.648		13	2:05.010	23.141	
83	2:03.258	0.405		81	2:06.362	1 Lap		84	2:05.227	27.748		91	2:04.725	23.172	
27	2:03.461	0.574		Lap 6									37	2:06.136	29.222
31	2:03.264	0.626		85	2:02.058			73	2:06.198	39.151		19	2:06.085	33.394	
22	2:02.593	0.693		28	2:02.226	0.042		81	2:05.616	1 Lap		84	2:06.359	33.514	
18	2:03.733	1.057		83	2:02.058	0.140		Lap 8					43	2:06.421	33.545
4	2:02.716	1.227		51	2:02.117	0.155		28	2:02.455			71	2:05.861	33.607	
47	2:02.796	1.433		10	2:02.038	0.200		85	2:02.684	0.091		37	2:06.203	36.719	
95	2:03.492	1.976		54	2:01.696	0.238		54	2:01.822	0.160		73	2:07.603	47.752	
24	2:04.548	3.720		31	2:02.065	0.343		10	2:02.721	0.215		81	2:17.274	1 Lap	
89	2:05.360	7.508		27	2:01.837	0.558		51	2:01.980	0.278					
66	2:05.141	7.543		18	2:02.085	0.713		31	2:02.041	0.427					
87	2:05.083	7.562		4	2:02.245	1.048		83	2:02.125	1.106					
12	2:03.296	7.583		47	2:02.000	1.119		4	2:02.421	1.321					
13	2:04.952	8.120		22	2:02.596	3.691		18	2:02.404	1.533					
21	2:04.985	8.387		95	2:03.654	5.490		27	2:02.507	1.564					
91	2:05.422	8.690		12	2:04.519	12.321		47	2:02.778	1.830					
71	2:06.405	10.587		24	2:04.657	12.401		22	2:02.931	4.455					
84	2:06.417	10.821		66	2:03.623	13.375		95	2:04.220	8.887					
37	2:06.270	10.934		89	2:04.307	13.982		12	2:04.012	15.166					
19	2:05.360	14.184		87	2:04.162	14.050									
43	2:06.007	14.361													





Hawkers ETC

FIM CEV Repsol MotorLand Aragón

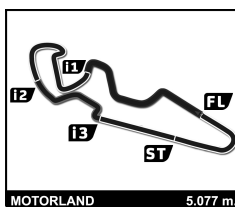
Race 1

Sector Analysis

— Invalidated Lap ■ Personal Best ■ Session Best B Crossing the pit lane

Lap	Time	Sector 1	Sector 2	Sector 3	Sector 4	T.Spd	Lap	Time	Sector 1	Sector 2	Sector 3	Sector 4	T.Spd		
4	MILAN LEON PAWELEC						POL	7	2:03.317	34.625	34.537	22.928	31.227	221.8	
	JCIK JUNIOR RACING TEAM						HONDA	8	2:02.404	34.367	34.233	22.319	31.485	218.2	
1	2:07.357	38.696	34.448	22.878	31.335	220.9	9	2:01.952	34.091	33.960	22.490	31.411	217.7		
2	2:02.716	34.640	34.278	22.589	31.209	219.5									
3	2:02.904	34.314	34.574	22.740	31.276	220.0									
4	2:01.947	34.231	34.185	22.367	31.164	220.4									
5	2:02.627	34.638	34.077	22.707	31.205	221.8									
6	2:02.245	34.441	34.165	22.500	31.139	221.8									
7	2:02.753	34.380	34.209	22.784	31.380	218.6									
8	2:02.421	34.248	33.907	22.635	31.631	221.8									
9	2:02.334	34.122	34.118	22.643	31.451	217.3									
10	ADRIÁN CRUCES						ESP	19	POL SOLÁ						ESP
	CUNA DE CAMPEONES						HONDA		ASPAR TEAM						HONDA
1	2:05.781	37.449	33.968	22.767	31.597	214.7	1	2:17.670	47.326	35.159	23.158	32.027	212.6		
2	2:03.135	34.713	34.252	22.616	31.554	212.2	2	2:05.360	35.291	34.944	23.151	31.974	212.6		
3	2:02.812	34.690	34.001	22.719	31.402	216.0	3	2:04.951	35.072	34.735	23.151	31.993	213.4		
4	2:02.311	34.416	33.805	22.545	31.545	214.3	4	2:04.741	35.057	34.728	23.069	31.887	216.4		
5	2:02.871	34.635	34.081	23.049	31.106	222.2	5	2:04.755	34.991	34.467	23.581	31.716	220.4		
6	2:02.038	34.579	33.645	22.777	31.037	220.0	6	2:05.991	35.606	35.181	23.568	31.636	220.0		
7	2:02.195	34.396	33.921	22.371	31.507	218.6	7	2:04.938	35.657	34.451	23.046	31.784	218.6		
8	2:02.721	34.491	34.001	22.664	31.565	216.4	8	2:05.281	35.261	34.662	22.971	32.387	212.6		
9	2:02.514	34.231	33.732	23.140	31.411	217.7	9	2:06.085	35.596	35.021	23.377	32.091	212.6		
12	JACOB ROULSTONE						AUS	21	RUCHÉ MOODLEY						RSA
	LEOPARD IMPALA JUNIOR						HONDA		FIFTY MOTORSPORT						HONDA
1	2:13.133	43.995	34.885	22.767	31.486	216.0	1	2:12.248	41.995	35.147	23.211	31.895	218.6		
2	2:03.296	34.882	34.293	22.779	31.342	217.3	2	2:04.985	35.363	34.644	23.259	31.719	216.9		
3	2:03.758	34.722	34.385	22.825	31.826	209.7	3	2:04.409	35.139	34.561	22.900	31.809	214.3		
4	2:03.325	34.565	34.372	22.739	31.649	213.0	4	2:04.426	35.160	34.468	22.859	31.939	214.3		
5	2:03.038	34.533	34.329	22.755	31.421	216.0	5	2:04.710	35.217	34.568	23.006	31.919	213.9		
6	2:04.519	35.136	34.647	23.077	31.659	214.3	6	2:04.717	35.094	34.613	22.998	32.012	213.9		
7	2:03.734	34.795	34.430	22.711	31.798	211.8	7	2:04.563	35.297	34.439	23.027	31.800	216.4		
8	2:04.012	34.795	34.562	22.758	31.897	211.4	8	2:04.729	35.202	34.537	22.853	32.137	215.6		
9	2:04.100	34.681	34.650	22.885	31.884	210.5	9	2:04.517	35.151	34.502	23.075	31.789	215.6		
13	HAKIM DANISH						MYS	22	DAVID ALMANSA						ESP
	LIQUI MOLY INTACT SIC						HONDA		FINETWORK HAWKERS JUNIOR						HONDA
1	2:12.014	41.293	35.268	23.151	32.302	213.4	1	2:06.946	38.194	34.287	23.158	31.307	217.3		
2	2:04.952	35.122	34.974	23.194	31.662	215.6	2	2:02.593	34.313	34.156	23.083	31.041	219.1		
3	2:06.216	34.986	36.463	22.903	31.864	212.2	3	2:02.739	34.577	33.991	23.019	31.152	219.1		
4	2:04.462	34.788	34.643	23.095	31.936	213.0	4	2:04.891	34.398	36.121	22.992	31.380	216.4		
5	2:04.044	34.861	34.553	22.867	31.763	214.3	5	2:02.674	34.465	34.210	22.611	31.388	216.4		
6	2:03.842	34.764	34.347	23.040	31.691	213.4	6	2:02.596	34.404	34.126	22.583	31.483	214.3		
7	2:04.442	34.917	34.600	22.912	32.013	211.4	7	2:02.734	34.475	34.133	22.557	31.569	215.6		
8	2:04.537	34.907	34.512	22.794	32.324	209.7	8	2:02.931	34.536	34.115	22.534	31.746	214.7		
9	2:05.010	34.981	34.664	23.045	32.320	208.9	9	2:03.675	34.754	34.415	22.756	31.750	213.9		
18	ANGEL PIQUERAS						ESP	24	GUILLEM PLANQUES						FRA
	ESTRELLA GALICIA 0,0						HONDA		LARRESPORT						HONDA
1	2:06.170	37.849	34.268	22.813	31.240	220.0	1	2:08.018	39.298	34.348	22.854	31.518	218.2		
2	2:03.733	34.952	34.457	23.071	31.253	216.9	2	2:04.548	35.138	34.621	22.855	31.934	213.4		
3	2:02.681	34.417	34.442	22.646	31.176	221.3	3	2:04.445	34.820	34.677	22.934	32.014	212.2		
4	2:02.173	34.409	34.145	22.437	31.182	221.8	4	2:04.674	34.997	34.764	22.888	32.025	213.4		
5	2:02.619	34.702	34.053	22.694	31.170	221.8	5	2:04.807	35.034	34.784	22.990	31.999	213.0		
6	2:02.085	34.331	34.231	22.517	31.006	222.2	6	2:04.657	35.036	34.756	22.982	31.883	213.9		
							7	2:04.433	35.003	34.646	22.769	32.015	212.2		
							8	2:04.593	35.058	34.572	22.825	32.138	212.2		
							9	2:05.512	35.299	34.875	23.288	32.050	216.9		
							27	RICO SALMELA						FIN	
								ESTRELLA GALICIA 0,0						HONDA	
							1	2:05.959	37.180	34.115	22.642	32.022	214.7		
							2	2:03.461	34.680	34.308	23.304	31.169	217.7		
							3	2:03.246	34.753	34.432	22.973	31.088	223.6		





Hawkers ETC

FIM CEV Repsol MotorLand Aragón

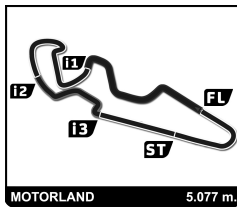
Race 1

Sector Analysis

— Invalidated Lap ■ Personal Best ■ Session Best B Crossing the pit lane

Lap	Time	Sector 1	Sector 2	Sector 3	Sector 4	T.Sp	Lap	Time	Sector 1	Sector 2	Sector 3	Sector 4	T.Sp
4	2:02.541	34.614	34.180	22.569	31.178	219.1	1	2:07.483	39.042	34.318	22.899	31.224	220.9
5	2:02.262	34.434	34.102	22.768	30.958	225.0	2	2:02.796	34.400	34.488	22.658	31.250	220.4
6	2:01.837	34.413	33.951	22.500	30.973	222.7	3	2:02.898	34.342	34.460	22.748	31.348	217.3
7	2:03.400	34.629	34.318	23.059	31.394	221.3	4	2:02.335	34.233	34.247	22.523	31.332	221.8
8	2:02.507	34.626	34.188	22.428	31.265	220.0	5	2:02.355	34.290	34.196	22.618	31.251	225.0
9	2:02.188	34.209	33.852	22.802	31.325	222.2	6	2:02.000	34.246	34.196	22.495	31.063	224.5
28 MÁXIMO MARTÍNEZ ESP							TEAM HONDA LAGLISSE HONDA						
1	2:05.874	37.586	34.166	22.666	31.456	219.1	7	2:02.834	34.383	34.200	22.964	31.287	225.0
2	2:02.972	34.487	34.298	22.495	31.692	210.9	8	2:02.778	34.542	34.046	22.750	31.440	219.1
3	2:02.705	34.407	34.230	22.731	31.337	215.1	9	2:01.996	34.160	33.886	22.697	31.253	224.5
4	2:02.462	34.656	33.939	22.528	31.339	217.7	51 BRIAN URIARTE ESP						
5	2:02.551	34.569	34.075	22.725	31.182	218.6	TEAM ESTRELLA GALICIA 0,0 HONDA						
6	2:02.226	34.129	34.060	22.464	31.573	213.9	1	2:05.723	37.359	34.012	22.720	31.632	218.6
7	2:02.404	34.292	33.921	22.494	31.697	213.9	2	2:03.447	34.584	34.247	22.975	31.641	216.4
8	2:02.455	34.567	33.876	22.556	31.456	216.0	3	2:02.617	34.576	33.990	22.771	31.280	221.8
9	2:03.127	34.134	33.966	23.506	31.521	218.6	4	2:02.549	34.567	33.858	22.715	31.409	214.3
31 ROBERTO GARCIA ESP							ALBERTO FERRÁNDEZ ESP						
AVATEL - CARDOSO RACING HONDA							MT-FOUNDATION 77 HONDA						
1	2:06.208	38.031	34.217	22.811	31.149	219.5	1	2:06.003	37.720	34.040	22.772	31.471	218.2
2	2:03.264	34.797	34.142	23.185	31.140	220.0	2	2:02.971	34.723	34.040	22.993	31.215	220.0
3	2:03.132	34.559	34.325	22.897	31.351	219.5	3	2:02.866	34.819	33.993	22.830	31.224	219.1
4	2:02.059	34.298	33.993	22.504	31.264	218.2	4	2:02.403	34.607	33.896	22.712	31.188	216.9
5	2:02.363	34.522	33.790	22.933	31.118	222.7	5	2:03.047	34.994	33.911	22.919	31.223	224.1
6	2:02.065	34.371	33.934	22.692	31.068	223.6	6	2:01.696	34.394	33.780	22.692	30.830	223.6
7	2:02.944	34.399	34.428	22.423	31.694	214.3	7	2:03.001	34.393	34.775	22.713	31.120	222.7
8	2:02.041	34.354	33.917	22.464	31.306	219.5	8	2:01.822	34.166	33.905	22.401	31.350	221.8
9	2:02.880	34.352	33.918	23.077	31.533	221.8	9	2:03.149	34.403	33.679	23.442	31.625	220.4
37 COREY TINKER GBR							66 PHILLIP TONN DEU						
SIC58 SQUADRA CORSE HONDA							LIQUI MOLY INTACT SIC RAC HONDA						
1	2:13.510	42.478	35.380	23.551	32.101	214.3	1	2:11.248	41.086	35.120	23.013	32.029	209.7
2	2:06.270	35.659	34.969	23.560	32.082	211.4	2	2:05.141	35.385	34.746	22.918	32.092	207.7
3	2:06.082	35.364	34.949	23.764	32.005	212.2	3	2:04.701	35.303	34.476	22.947	31.975	209.7
4	2:05.798	35.355	34.945	23.362	32.136	216.0	4	2:03.483	34.660	34.402	22.729	31.692	214.7
5	2:05.932	35.440	34.819	23.634	32.039	217.7	5	2:03.927	34.720	34.417	22.891	31.899	210.9
6	2:06.550	35.678	35.248	23.503	32.121	213.9	6	2:03.623	34.773	34.452	22.697	31.701	213.4
7	2:06.136	35.539	34.847	23.394	32.356	210.9	7	2:03.445	34.761	34.196	22.655	31.833	211.4
8	2:06.616	35.783	34.933	23.297	32.603	208.9	8	2:05.087	34.876	34.730	23.143	32.338	216.0
9	2:06.203	35.511	34.961	23.155	32.576	208.9	9	2:04.861	34.991	34.695	22.918	32.257	208.9
43 AMANUEL DAVID BRINTON GBR							71 HAMAD KHAMIS AL-SAHOUTI QAT						
IGAX TEAM HONDA							LEOPARD IMPALA JUNIOR TEA HONDA						
1	2:17.200	44.468	36.870	23.291	32.571	208.1	1	2:13.028	42.279	35.271	23.511	31.967	217.7
2	2:06.007	35.912	34.945	23.234	31.916	216.4	2	2:06.405	35.666	35.345	23.470	31.924	214.7
3	2:04.846	35.063	34.673	23.181	31.929	214.3	3	2:05.955	35.390	35.083	23.602	31.880	215.1
4	2:04.751	35.096	34.712	23.146	31.797	220.0	4	2:05.916	35.497	34.840	23.495	32.084	215.6
5	2:04.836	35.053	34.378	23.635	31.770	220.9	5	2:05.931	35.478	34.968	23.544	31.941	214.7
6	2:05.465	35.441	34.768	23.545	31.711	219.1	6	2:06.077	35.446	35.088	23.488	32.055	216.0
7	2:05.338	35.472	34.713	23.077	32.076	213.9	7	2:05.392	35.601	34.600	23.481	31.710	217.7
8	2:05.059	35.304	34.673	23.194	31.888	214.7	8	2:05.420	35.494	34.781	23.267	31.878	218.2
9	2:06.421	35.480	35.081	23.278	32.582	211.8	9	2:05.861	35.336	34.970	23.428	32.127	216.4
47 EDOARDO MICHELE BOGGIO ITA													
ASPAR TEAM HONDA													





Hawkers ETC

FIM CEV Repsol MotorLand Aragón

Race 1

Sector Analysis

— Invalidated Lap ■ Personal Best ■ Session Best B Crossing the pit lane

Lap	Time	Sector 1	Sector 2	Sector 3	Sector 4	T.Spd	Lap	Time	Sector 1	Sector 2	Sector 3	Sector 4	T.Spd
73 GONÇALO RIBEIRO POR LOUSAESTRADAS HONDA							8	2:02.684	34.442	34.033	22.472	31.737	212.2
1	2:20.308	48.097	36.005	23.387	32.819	206.5	9	2:02.670	34.244	33.822	23.019	31.585	214.3
2	2:07.308	35.853	35.246	23.519	32.690	206.5							
3	2:06.534	35.467	35.032	23.404	32.631	206.9							
4	2:06.486	35.386	35.060	23.424	32.616	207.7							
5	2:06.637	35.480	35.133	23.408	32.616	206.1							
6	2:06.736	35.699	35.149	23.314	32.574	209.3							
7	2:06.198	35.484	34.953	23.209	32.552	207.7							
8	2:06.320	35.514	34.937	23.173	32.696	207.7							
9	2:07.603	35.853	35.410	23.527	32.813	206.9							
81 CÉSAR PARRILLA ESP FAU55 TEY RACING HONDA													
1	5:30.229	3:56.719	36.693	23.564	33.253	201.5							
2	2:08.294	36.601	35.509	23.271	32.913	202.6							
3	2:07.258	36.126	35.148	22.859	33.125	204.5							
4	2:06.362	35.570	35.089	22.920	32.783	203.8							
5	2:05.793	35.309	35.087	22.783	32.614	206.1							
6	2:05.616	35.278	34.881	22.748	32.709	206.1							
7	2:05.597	35.234	34.911	22.845	32.607	206.5							
8	2:17.274	35.130	34.922	33.841	33.381	202.6							
83 ALVARO CARPE ESP MT-FOUNDATION 77 HONDA													
1	2:05.993	37.915	34.183	22.652	31.243	219.5							
2	2:03.258	34.885	34.113	23.034	31.226	222.2							
3	2:02.634	34.640	33.981	22.906	31.107	221.8							
4	2:02.297	34.929	33.912	22.477	30.979	222.7							
5	2:02.648	34.845	33.749	22.897	31.157	219.5							
6	2:02.058	34.322	33.874	22.740	31.122	224.1							
7	2:03.742	34.896	34.381	22.564	31.901	220.4							
8	2:02.125	34.390	33.819	22.313	31.603	218.2							
9	2:02.267	34.171	33.917	22.686	31.493	221.3							
84 THÉO GOURDON FRA LEOPARD IMPALA JUNIOR HONDA													
1	2:13.250	42.398	35.262	23.547	32.043	215.1							
2	2:06.417	35.626	35.210	23.775	31.806	213.0							
3	2:05.869	35.311	35.028	23.661	31.869	214.7							
4	2:06.033	35.500	34.947	23.352	32.234	217.7							
5	2:05.850	35.367	34.924	23.544	32.015	215.1							
6	2:06.158	35.435	35.157	23.613	31.953	219.5							
7	2:05.227	35.632	34.511	23.384	31.700	216.9							
8	2:04.729	35.244	34.442	22.930	32.113	217.7							
9	2:06.359	35.706	34.780	23.196	32.677	206.9							
85 XABI ZURUTUZA ESP CUNA DE CAMPEONES HONDA													
1	2:05.643	37.070	34.047	22.661	31.865	211.4							
2	2:03.397	34.533	34.309	23.431	31.124	219.5							
3	2:02.548	34.474	34.031	22.506	31.537	211.8							
4	2:02.354	34.449	33.866	22.443	31.596	214.3							
5	2:02.748	34.513	34.137	22.587	31.511	212.6							
6	2:02.058	34.346	33.922	22.511	31.279	219.1							
7	2:02.308	34.491	33.820	22.749	31.248	220.9							
87 ALEX GOURDON FRA LEOPARD IMPALA JUNIOR HONDA							8	2:02.684	34.442	34.033	22.472	31.737	212.2
1	2:11.325	41.130	35.153	23.051	31.991	208.1	9	2:02.670	34.244	33.822	23.019	31.585	214.3
2	2:05.083	35.651	34.553	23.020	31.859	216.0							
3	2:04.452	35.134	34.659	23.018	31.641	212.6							
4	2:04.001	34.781	34.662	22.712	31.846	213.0							
5	2:03.775	34.843	34.296	22.836	31.800	217.3							
6	2:04.162	34.943	34.557	22.865	31.797	210.5							
7	2:03.705	35.082	34.284	22.619	31.720	217.3							
8	2:03.802	34.931	34.565	22.734	31.572	216.9							
9	2:05.063	35.441	34.673	23.068	31.881	215.6							
89 DEMIS MIHAILA ITA TEAM HONDA LAGLISSE HONDA													
1	2:10.994	40.912	34.852	22.937	32.293	207.3							
2	2:05.360	35.786	34.682	22.960	31.932	214.7							
3	2:04.150	34.988	34.456	22.826	31.880	212.2							
4	2:03.829	34.811	34.360	22.761	31.897	213.0							
5	2:04.090	35.131	34.403	22.849	31.707	214.7							
6	2:04.307	35.017	34.642	23.057	31.591	213.9							
7	2:03.743	34.910	34.217	22.686	31.930	213.4							
8	2:03.766	35.074	34.302	22.657	31.733	217.7							
9	2:05.279	35.140	34.842	23.150	32.147	214.3							
91 KOTARO UCHIUMI JPN FAU55 TEY RACING HONDA													
1	2:12.114	41.653	35.195	23.183	32.083	213.4							
2	2:05.422	35.712	34.788	23.087	31.835	215.1							
3	2:04.294	35.053	34.574	22.890	31.777	215.1							
4	2:04.344	35.119	34.463	22.961	31.801	216.0							
5	2:04.765	35.316	34.504	23.012	31.933	218.2							
6	2:04.519	35.098	34.550	23.047	31.824	216.0							
7	2:04.784	35.495	34.511	22.982	31.796	216.9							
8	2:04.583	35.147	34.482	22.902	32.052	218.6							
9	2:04.725	35.217	34.540	23.057	31.911	219.1							
95 MARCO MORELLI ARG TEAM ESTRELLA GALICIA 0,0 HONDA													
1	2:07.330	38.537	34.697	22.614	31.482	216.0							
2	2:03.492	35.020	34.350	22.649	31.473	217.7							
3	2:03.136	34.655	34.235	22.698	31.548	215.1							
4	2:03.543	34.494	34.284	23.241	31.524	217.7							
5	2:03.083	34.590	34.176	22.735	31.582	215.6							
6	2:03.654	34.797	34.276	22.865	31.716	213.9							
7	2:04.078	34.853	34.468	22.872	31.885	213.0							
8	2:04.220	34.986	34.414	22.781	32.039	211.8							
9	2:04.614	34.921	34.567	22.964	32.162	210.9							

