

## FIM CEV REPSOL 2021

### Autódromo Internacional do Algarve

Hawkers ETC  
 Result of Race - REVISED

1 - 4 July 2021  
 Autodromo Internacional Algarve - 4592 mtr.

Pos	Nbr	Name / Entrant	Motorcycle	Gap	Total time	Fastest	In	Avg. Speed
1	85	XABI ZURUTUZA (ES) CUNA de CAMPEONES	HONDA	-- 15 laps --	28:05.597	1:51.598	11	147.10
2	51	BRIAN URIARTE (ES) TEAM ESTRELLA GALICIA 0,0	HONDA	0.036	28:05.633	1:50.943	15	147.10
3	10	ADRIÁN CRUCES (ES) CUNA de CAMPEONES	HONDA	0.171	28:05.768	1:50.757	15	147.09
4	28	MÁXIMO MARTÍNEZ (ES) TEAM HONDA LAGLISSE	HONDA	0.165	28:05.762	1:51.137	15	147.09
5	54	ALBERTO FERRÁNDEZ (ES) MT-FOUNDATION 77	HONDA	1.110	28:06.707	1:51.561	15	147.01
6	44	HUGO MILLAN GRACIA (ES) CUNA de CAMPEONES	HONDA	1.157	28:06.754	1:51.580	14	147.00
7	95	MARCO MORELLI (ARG) TEAM ESTRELLA GALICIA 0,0	HONDA	1.184	28:06.781	1:51.111	13	147.00
8	83	ALVARO CARPE (ES) MT-FOUNDATION 77	HONDA	4.941	28:10.538	1:51.424	9	146.67
9	22	DAVID ALMANSA (ES) FINETWORK HAWKERS JUNIOR TEAM	HONDA	5.004	28:10.601	1:51.544	11	146.67
10	25	GONZALO PÉREZ (ES) FINETWORK HAWKERS JUNIOR TEAM	HONDA	11.517	28:17.114	1:52.177	8	146.11
11	78	JOEL ESTEBAN (ES) IGAX TEAM	HONDA	11.538	28:17.135	1:52.098	5	146.10
12	27	RIC O SALMELA (FIN) TEAM ESTRELLA GALICIA 0,0	HONDA	11.576	28:17.173	1:52.213	8	146.10
13	18	ANGEL PIQUERAS (ES) TEAM ESTRELLA GALICIA 0,0	HONDA	20.253	28:25.850	1:52.206	7	145.36
14	31	ROBERTO GARCIA (ES) AVATEL - CARDOSO RACING	HONDA	24.462	28:30.059	1:52.977	2	145.00
15	26	PAU ALSINA (ES) ARTBOX	HONDA	28.957	28:34.554	1:53.466	2	144.62
16	24	GUILLEM PLANQUES (FRA) LARRESPORT	HONDA	28.977	28:34.574	1:53.569	7	144.62
17	12	JACOB ROULSTONE (AUS) LEOPARD IMPALA JUNIOR TEAM	HONDA	28.997	28:34.594	1:53.286	5	144.62
18	87	ALEX GOURDON (FRA) LEOPARD IMPALA JUNIOR TEAM	HONDA	29.264	28:34.861	1:53.135	9	144.59
19	36	SHARUL EZWAN MOHD SHARIL (MY) LIQUI MOLY INTACT SIC RACING TEAM	HONDA	29.296	28:34.893	1:53.473	7	144.59
20	5	OLEG MAXIMILIAN PAWELEC (POL) WOJCIK JUNIOR RACING TEAM	HONDA	29.321	28:34.918	1:53.213	7	144.59
21	89	DEMIS MIHAILA (ITA) TEAM HONDA LAGLISSE	HONDA	29.409	28:35.006	1:53.345	7	144.58
22	19	POL SOLÁ (ES) ASPAR JUNIOR TEAM	HONDA	29.598	28:35.195	1:53.435	7	144.57
23	81	CÉSAR PARRILLA (ES) FAU55 TEY RACING	HONDA	36.243	28:41.840	1:52.900	13	144.01
24	21	RUC HÉ MOODLEY (RSA) FIFTY MOTORSPORT	HONDA	36.915	28:42.512	1:53.412	2	143.95
25	62	BLAI TRIAS (ES) ARTBOX	HONDA	37.166	28:42.763	1:53.462	3	143.93

Fastest time : 1:50.757 in lap 15 by nbr. 10 : ADRIÁN CRUCES (HONDA)

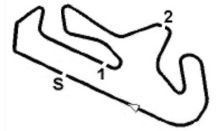
Publication-time

Results: <https://livetiming.raceresults.nu/autodromodoalgarve>

Timekeeping by :

Time Printed 04-07-2021 - 12:43

Clerk of the Course		Timekeeper	
---------------------	--	------------	--



## FIM CEV REPSOL 2021

Autódromo Internacional do Algarve

Hawkers ETC  
 Result of Race - REVISED

1 - 4 July 2021  
 Autodromo Internacional Algarve - 4592 mtr.

Pos	Nbr	Name / Entrant	Motorcycle	Gap	Total time	Fastest	In	Avg. Speed
26	17	TORIN COLLINS (CAN) TEAMMTA	HONDA	39.156	28:44.753	1:54.053	5	143.77
27	71	HAMAD KHAMIS AL-SAHOUTI (QAT) LEOPARD IMPALA JUNIOR TEAM	HONDA	39.449	28:45.046	1:53.660	9	143.74
28	43	AMA NUEL DAV ID BRINTON (GBR) IGAX TEAM	HONDA	56.035	29:01.632	1:54.006	5	142.37
29	16	ALESSANDRO SCIARRETTA (ITA) AC RACING	HONDA	56.137	29:01.734	1:55.239	8	142.36
30	37	COREY TINKER (GBR) SIC58 SQUADRA CORSE	HONDA	56.139	29:01.736	1:55.399	9	142.36
31	20	OWEN VAN TRIGT (NED) LARRESPORT	HONDA	56.355	29:01.952	1:55.153	15	142.35
32	84	THÉO GOURDON (FRA) LEOPARD IMPALA JUNIOR TEAM	HONDA	1:20.767	29:26.364	1:55.992	2	140.38
<b>Not Classified in Class ETC</b>			<b>Did not Finish Or Classification limit (75% of 15 Laps) = 11 Laps</b>					
DNF	93	GUIDO PINI (ITA) AC RACING TEAM	HONDA	-- 5 laps --	9:33.735	1:53.796	4	144.06
DNF	67	CASEY O'GORMAN (IRL) CUNA de CAMPEONES	HONDA	0.113	9:33.848	1:53.692	2	144.03
DNF	73	GONÇALO RIBEIRO (POR) LOUSAESTRADAS	HONDA	3.530	9:37.265	1:53.631	2	143.18
DNF	13	HAKIM DANISH (MY) LIQUI MOLY INTACT SIC RACING TEAM	HONDA	-- 4 laps --	7:40.537	1:53.018	2	143.58
DNF	66	PHILLIP TONN (GER) LIQUI MOLY INTACT SIC RACING TEAM	HONDA	-- 3 laps --	5:39.788	1:52.124	3	145.95
DNF	91	KOTARO UCHIYAMA (JPN) FAU55 TEY RACING	HONDA					

Fastest time : 1:50.757 in lap 15 by nbr. 10 : ADRIÁN CRUCES (HONDA)

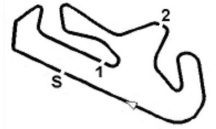
Publication-time

Results: <https://livetiming.raceresults.nu/autodromodoalgarve>

Timekeeping by :

Time Printed 04-07-2021 - 12:43

Clerk of the Course	Timekeeper
---------------------	------------



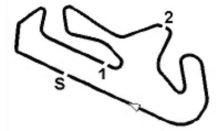
## FIM CEV REPSOL 2021

### Autódromo Internacional do Algarve

Hawkers ETC  
Laptimes - Race

1 - 4 July 2021  
Autodromo Internacional Algarve - 4592 mtr.

Nbr	Name	Laps	lap	Lap ..1	Lap ..2	Lap ..3	Lap ..4	Lap ..5	Lap ..6	Lap ..7	Lap ..8	Lap ..9	Lap ..0
85	XA BI ZURUTUZA	15	1 - 10	1:54.309	1:52.143	1:52.561	1:52.666	1:52.444	1:52.204	1:52.721	1:52.055	1:52.517	1:52.821
			11 - 20	1:51.598	1:51.961	1:51.975	1:51.949	1:51.673					
51	BRIAN URIARTE	15	1 - 10	1:53.604	1:52.147	1:53.063	1:53.520	1:51.966	1:52.889	1:52.172	1:51.905	1:52.663	1:52.763
			11 - 20	1:52.115	1:52.664	1:51.569	1:51.650	1:50.943					
28	MÁXIMO MARTÍNEZ	15	1 - 10	1:53.853	1:52.271	1:52.675	1:52.716	1:52.890	1:52.235	1:52.692	1:52.138	1:52.212	1:52.705
			11 - 20	1:52.356	1:52.547	1:51.695	1:51.640	1:51.137					
10	ADRIÁN CRUCES	15	1 - 10	1:54.797	1:51.238	1:52.880	1:52.708	1:52.627	1:52.872	1:52.169	1:51.949	1:52.470	1:52.811
			11 - 20	1:52.338	1:52.971	1:51.980	1:51.201	1:50.757					
54	ALBERTO FERRÁNDEZ	15	1 - 10	1:54.724	1:51.901	1:52.347	1:52.673	1:52.717	1:52.628	1:52.438	1:52.008	1:52.257	1:53.192
			11 - 20	1:52.058	1:52.429	1:51.726	1:52.048	1:51.561					
44	HUGO MILLAN GRACIA	15	1 - 10	1:54.337	1:52.328	1:52.345	1:53.320	1:52.025	1:52.005	1:52.725	1:52.232	1:52.599	1:52.566
			11 - 20	1:52.361	1:52.960	1:51.664	1:51.580	1:51.707					
95	MARCO MORELLI	15	1 - 10	1:53.416	1:52.345	1:53.082	1:53.782	1:53.853	1:52.834	1:52.087	1:52.201	1:51.135	1:52.134
			11 - 20	1:52.395	1:52.734	1:51.111	1:52.338	1:51.334					
83	ALVARO CARPE	15	1 - 10	1:54.761	1:52.701	1:52.121	1:53.532	1:52.741	1:52.908	1:52.153	1:51.969	1:51.424	1:52.493
			11 - 20	1:52.187	1:52.942	1:52.883	1:52.378	1:53.345					
22	DAVID ALMANSA	15	1 - 10	1:55.636	1:52.515	1:52.885	1:52.172	1:52.668	1:53.031	1:52.345	1:51.999	1:51.906	1:52.718
			11 - 20	1:51.544	1:53.267	1:52.069	1:52.493	1:53.353					
25	GONZALO PÉREZ	15	1 - 10	1:55.537	1:52.812	1:52.209	1:52.571	1:52.947	1:52.886	1:52.392	1:52.177	1:52.510	1:53.251
			11 - 20	1:53.177	1:52.907	1:53.598	1:54.236	1:53.904					
78	JOEL ESTEBAN	15	1 - 10	1:55.225	1:53.055	1:52.293	1:52.571	1:52.098	1:52.337	1:53.355	1:53.233	1:52.821	1:52.579
			11 - 20	1:52.653	1:53.198	1:53.592	1:54.260	1:53.865					
27	RICO SALMELA	15	1 - 10	1:55.266	1:53.103	1:52.293	1:52.633	1:52.851	1:52.951	1:52.368	1:52.213	1:52.410	1:53.261
			11 - 20	1:53.007	1:53.155	1:53.585	1:54.072	1:54.005					
18	ANGEL PIQUERA S	15	1 - 10	1:53.812	1:52.272	1:53.046	1:53.104	1:52.804	1:52.329	1:52.206	1:52.351	1:52.804	1:54.581
			11 - 20	1:53.761	1:54.869	1:55.253	1:56.064	1:56.594					
31	ROBERTO GARCIA	15	1 - 10	1:56.814	1:52.977	1:53.044	1:54.075	1:53.540	1:53.748	1:53.869	1:53.430	1:53.775	1:53.640
			11 - 20	1:54.113	1:53.800	1:54.292	1:54.455	1:54.487					
26	PAU ALSINA	15	1 - 10	1:58.496	1:53.466	1:53.809	1:53.989	1:53.949	1:53.751	1:53.545	1:54.192	1:53.602	1:53.964
			11 - 20	1:53.680	1:54.216	1:55.435	1:54.192	1:54.268					
24	GUILLEM PLANQUES	15	1 - 10	1:57.815	1:53.676	1:53.875	1:54.236	1:54.077	1:53.691	1:53.569	1:53.841	1:53.984	1:54.026
			11 - 20	1:53.913	1:54.089	1:54.932	1:54.289	1:54.561					
12	JACOB ROULSTONE	15	1 - 10	1:58.748	1:53.917	1:53.558	1:53.714	1:53.286	1:53.942	1:53.927	1:53.730	1:53.746	1:54.016
			11 - 20	1:54.382	1:53.896	1:54.972	1:54.233	1:54.527					
87	ALEX GOURDON	15	1 - 10	1:59.043	1:54.044	1:53.297	1:53.988	1:54.706	1:53.954	1:53.421	1:54.013	1:53.135	1:53.733
			11 - 20	1:54.101	1:53.640	1:54.970	1:54.114	1:54.705					
36	SHARUL EZWAN MOHD SHARIL	15	1 - 10	1:57.523	1:54.100	1:54.094	1:54.462	1:53.825	1:54.112	1:53.473	1:53.579	1:53.729	1:54.005
			11 - 20										



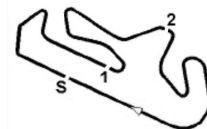
## FIM CEV REPSOL 2021

### Autódromo Internacional do Algarve

Hawkers ETC  
Laptimes - Race

1 - 4 July 2021  
Autodromo Internacional Algarve - 4592 mtr.

Nbr	Name	Laps	lap	Lap ..1	Lap ..2	Lap ..3	Lap ..4	Lap ..5	Lap ..6	Lap ..7	Lap ..8	Lap ..9	Lap ..0
			11 - 20	1:53.497	1:54.329	1:54.945	1:54.977	1:54.243					
5	OLEG MAXIMILIAN PAWELEC	15	1 - 10	1:59.402	1:53.642	1:54.293	1:54.051	1:53.747	1:53.482	1:53.213	1:53.553	1:54.110	1:54.306
			11 - 20	1:54.005	1:53.915	1:54.552	1:54.388	1:54.259					
89	DEMIS MIHA ILA	15	1 - 10	1:57.994	1:53.914	1:54.069	1:54.515	1:54.749	1:54.078	1:53.345	1:53.527	1:53.527	1:54.032
			11 - 20	1:53.760	1:53.861	1:54.719	1:54.881	1:54.035					
19	POL SOLÁ	15	1 - 10	1:57.472	1:54.360	1:53.808	1:54.034	1:54.897	1:53.510	1:53.435	1:53.908	1:54.125	1:53.688
			11 - 20	1:54.149	1:54.373	1:54.610	1:54.282	1:54.544					
81	CÉSAR PARRILLA	15	1 - 10	1:57.635	1:53.883	1:54.701	1:54.428	2:04.172	1:55.414	1:54.488	1:53.642	1:53.169	1:53.331
			11 - 20	1:53.501	1:53.768	1:52.900	1:53.365	1:53.443					
21	RUCHÉ MOODLEY	15	1 - 10	1:59.805	1:53.412	1:54.138	1:54.213	1:53.805	1:54.513	1:57.471	1:55.543	1:54.332	1:54.186
			11 - 20	1:54.088	1:54.363	1:54.198	1:54.363	1:54.082					
62	BLAI TRIAS	15	1 - 10	2:00.113	1:53.870	1:53.462	1:53.893	1:53.943	1:54.740	1:54.349	1:55.211	1:54.743	1:54.941
			11 - 20	1:54.914	1:54.940	1:54.747	1:54.916	1:53.981					
17	TORIN COLLINS	15	1 - 10	2:00.348	1:54.526	1:54.226	1:54.371	1:54.053	1:54.676	1:55.217	1:55.484	1:54.814	1:54.855
			11 - 20	1:54.305	1:54.401	1:54.632	1:54.639	1:54.206					
71	HAMAD KHAMIS AL-SAHOUTI	15	1 - 10	2:01.258	1:55.825	1:53.709	1:54.982	1:53.865	1:55.108	1:55.472	1:53.768	1:53.660	1:55.205
			11 - 20	1:53.961	1:55.141	1:54.096	1:55.007	1:53.989					
43	A MANUEL DAVID BRINTON	15	1 - 10	2:00.147	1:54.555	1:54.195	1:54.230	1:54.006	2:03.237	1:55.886	1:55.542	1:55.360	1:55.689
			11 - 20	1:55.621	1:55.587	1:56.054	1:55.893	1:55.630					
16	ALESSANDRO SCIARRETTA	15	1 - 10	2:01.198	1:56.707	1:55.881	1:55.599	1:56.006	1:56.171	1:55.279	1:55.239	1:55.319	1:55.895
			11 - 20	1:55.457	1:56.061	1:55.551	1:56.065	1:55.306					
37	COREY TINKER	15	1 - 10	2:01.226	1:55.798	1:56.101	1:55.713	1:56.155	1:56.036	1:55.463	1:55.441	1:55.399	1:55.689
			11 - 20	1:55.634	1:55.457	1:56.148	1:55.827	1:55.649					
20	OWEN VAN TRIGT	15	1 - 10	2:01.918	1:56.035	1:55.679	1:55.370	1:55.878	1:56.052	1:55.450	1:55.411	1:56.674	1:55.485
			11 - 20	1:55.772	1:55.627	1:55.493	1:55.958	1:55.153					
84	THÉO GOURDON	15	1 - 10	2:00.966	1:55.992	1:57.147	1:56.202	1:57.308	1:57.390	1:57.404	1:57.984	1:57.199	1:57.874
			11 - 20	1:57.462	1:58.304	1:58.638	1:58.451	1:58.043					
93	GUIDO PINI	5	1 - 10	1:57.770	1:53.799	1:54.257	1:53.796	1:54.113					
67	CASEY O'GORMAN	5	1 - 10	1:58.457	1:53.692	1:53.991	1:53.931	1:53.777					
73	GONÇALO RIBEIRO	5	1 - 10	1:59.503	1:53.631	1:55.039	1:54.443	1:54.649					
13	HAKIM DANISH	4	1 - 10	1:59.450	1:53.018	1:53.981	1:54.088						
66	PHILLIP TONN	3	1 - 10	1:54.891	1:52.773	1:52.124							
91	KOTARO UCHIUMI		1 - 10										



## FIM CEV REPSOL 2021

### Autódromo Internacional do Algarve

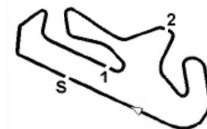
Hawkers ETC

Sector analyse - Race

1 - 4 July 2021

Autodromo Internacional Algarve - 4592 mtr.

Pos	Nbr	Name / Team name	Sector 1			Sector 2			Sector 3			Theoretical best	Actual best	In
			time	Lap	pos	time	Lap	pos	time	Lap	pos			
1	85	XABI ZURUTUZA (ES)	37.371	7	5	31.433	3	10	42.448	2	9	1:51.252	1:51.598	11
2	51	BRIAN URIARTE (ES)	37.341	15	3	31.252	9	1	42.330	15	5	1:50.923	1:50.943	15
3	28	MÁXIMO MARTÍNEZ (ES)	37.703	7	13	31.256	15	3	42.155	15	1	1:51.114	1:51.137	15
4	10	ADRIÁN CRUCES (ES)	37.128	15	1	31.261	15	4	42.368	15	6	1:50.757	1:50.757	15
5	54	ALBERTO FERRÁNDEZ (ES)	37.369	15	4	31.397	15	8	42.456	8	10	1:51.222	1:51.561	15
6	44	HUGO MILLAN GRACIA (ES)	37.525	15	10	31.253	3	2	42.387	2	7	1:51.165	1:51.580	14
7	95	MARCO MORELLI (ARG)	37.156	13	2	31.314	9	6	42.288	11	4	1:50.758	1:51.111	13
8	83	ALVARO CARPE (ES)	37.524	14	9	31.417	9	9	42.243	11	2	1:51.184	1:51.424	9
9	22	DAVID ALMANSA (ES)	37.491	13	8	31.279	3	5	42.264	11	3	1:51.034	1:51.544	11
10	25	GONZALO PÉREZ (ES)	37.712	8	14	31.506	5	12	42.725	7	14	1:51.943	1:52.177	8
11	78	JOEL ESTEBAN (ES)	37.484	5	7	31.461	5	11	42.711	4	13	1:51.656	1:52.098	5
12	27	RI CO SALMELA (FIN)	37.464	9	6	31.525	3	14	42.438	4	8	1:51.427	1:52.213	8
13	18	ANGEL PIQUERAS (ES)	37.630	7	12	31.345	4	7	42.699	8	12	1:51.674	1:52.206	7
14	31	ROBERTO GARCIA (ES)	37.716	3	15	31.984	6	27	43.108	2	23	1:52.808	1:52.977	2
15	26	PAU ALSINA (ES)	37.989	7	21	31.985	2	28	43.013	11	18	1:52.987	1:53.466	2
16	24	GUILLEM PLANQUES (FRA)	37.983	7	19	32.000	11	30	43.113	11	24	1:53.096	1:53.569	7
17	12	JACOB ROULSTONE (AUS)	37.993	5	22	31.771	4	17	42.947	11	17	1:52.711	1:53.286	5
18	87	ALEX GOURDON (FRA)	38.035	8	25	31.996	3	29	42.899	11	16	1:52.930	1:53.135	9
19	36	SHARULEZWAN MOHD SHARIL (MY)	38.079	2	26	31.709	6	15	43.100	6	22	1:52.888	1:53.473	7
20	5	OLEG MAXIMILIAN PAWELEC (POL)	37.986	7	20	31.814	7	18	43.077	11	20	1:52.877	1:53.213	7
21	89	DEMISMIHAILA (ITA)	37.878	9	16	31.880	7	21	43.084	8	21	1:52.842	1:53.345	7
22	19	POL SOLÁ (ES)	37.969	3	18	31.868	6	20	43.156	11	26	1:52.993	1:53.435	7
23	81	CÉSAR PARRILLA (ES)	37.594	13	11	31.843	13	19	43.150	3	25	1:52.587	1:52.900	13
24	21	RUCHÉ MOODLEY (RSA)	38.221	5	31	32.054	15	31	43.051	5	19	1:53.326	1:53.412	2
25	62	BLAI TRIAS (ES)	38.166	5	29	32.066	3	32	43.163	3	27	1:53.395	1:53.462	3
26	17	TORIN COLLINS (CAN)	38.219	4	30	32.126	5	33	43.433	3	32	1:53.778	1:54.053	5
27	71	HAMAD KHAMIS AL-SAHOUTI (QAT)	37.999	5	23	31.941	12	24	43.340	5	31	1:53.280	1:53.660	9
28	43	AMANUEL DAVID BRINTON (GBR)	38.405	2	34	31.894	5	23	43.455	4	33	1:53.754	1:54.006	5
29	16	ALESSANDRO SCIARRETTA (ITA)	38.654	5	35	32.330	15	34	43.817	9	35	1:54.801	1:55.239	8
30	37	COREY TINKER (GBR)	38.712	8	36	32.377	9	35	43.761	6	34	1:54.850	1:55.399	9
31	20	OWEN VAN TRIGT (NED)	38.344	5	33	32.538	4	37	43.834	15	36	1:54.716	1:55.153	15
32	84	THÉO GOURDON (FRA)	38.843	5	37	32.508	4	36	44.303	3	37	1:55.654	1:55.992	2
33	93	GUIDO PINI (ITA)	38.126	2	28	31.946	4	25	43.202	1	29	1:53.274	1:53.796	4
34	67	CASEY O'GORMAN (IRL)	38.096	4	27	31.883	3	22	43.183	5	28	1:53.162	1:53.692	2
35	73	GONÇALO RIBEIRO (POR)	38.238	5	32	31.724	4	16	43.267	2	30	1:53.229	1:53.631	2
36	13	HAKIM DANISH (MY)	37.902	2	17	31.963	2	26	42.827	3	15	1:52.692	1:53.018	2
37	66	PHILLIP TONN (GER)	38.017	3	24	31.514	3	13	42.593	3	11	1:52.124	1:52.124	3
38	91	KOTARO UCHIUMI (JPN)												



## FIM CEV REPSOL 2021

### Autódromo Internacional do Algarve

Hawkers ETC

Laps and Sector Times - Race

1 - 4 July 2021

Autodromo Internacional Algarve - 4592 mtr.

5 OLEG MAXI MILIAN PAWELEC (POL)									HONDA										
lap	Sect-1	Speed	Sect-2	Speed	Sect-3	Speed	TopSpeed	laptime	pit	lap	Sect-1	Speed	Sect-2	Speed	Sect-3	Speed	Topspeed	laptime	pit
1		95.7	33.144	115.9	43.669		153.0	1:59.402		9	38.290	95.1	32.264	116.3	43.556		218.2	1:54.110	
2	38.225	94.4	32.068	113.9	43.349		216.0	1:53.642		10	38.795	97.5	32.123	119.6	43.388		206.9	1:54.306	
3	38.437	94.1	32.238	120.4	43.618		<u>218.6</u>	1:54.293		11	38.665	96.4	32.263	118.3	<u>43.077</u>		211.8	1:54.005	
4	38.623	97.6	32.039	113.2	43.389		206.9	1:54.051		12	38.346	95.7	32.130	118.7	43.439		213.0	1:53.915	
5	38.259	95.7	32.089	119.9	43.399		210.9	1:53.747		13	38.582	97.1	32.372	116.4	43.598		210.1	1:54.552	
6	38.501	101.4	31.819	<u>122.9</u>	43.162		207.7	1:53.482		14	38.875	<u>102.8</u>	31.852	122.3	43.661		217.3	1:54.388	
7	<u>37.986</u>	98.1	<u>31.814</u>	121.6	43.413		211.8	<u>1:53.213</u>		15	38.498	96.9	32.151	114.8	43.610		208.5	1:54.259	
8	38.071	98.8	32.276	119.7	43.206		213.4	1:53.553		16									

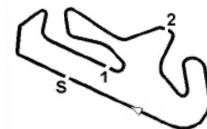
10 ADRIÁN CRUCES (ES)									HONDA										
lap	Sect-1	Speed	Sect-2	Speed	Sect-3	Speed	TopSpeed	laptime	pit	lap	Sect-1	Speed	Sect-2	Speed	Sect-3	Speed	Topspeed	laptime	pit
1		98.7	31.765	119.5	42.944		138.8	1:54.797		9	37.860	100.1	31.612	117.9	42.998		212.2	1:52.470	
2	37.303	98.7	31.454	122.0	42.481		216.0	1:51.238		10	37.711	100.7	31.751	123.0	43.349		216.0	1:52.811	
3	38.014	99.8	31.570	122.0	43.296		207.3	1:52.880		11	38.082	96.9	31.545	120.7	42.711		210.1	1:52.338	
4	37.902	101.7	31.610	124.9	43.196		206.9	1:52.708		12	38.390	97.0	31.749	119.1	42.832		212.6	1:52.971	
5	37.686	101.8	31.956	117.0	42.985		211.4	1:52.627		13	37.894	100.7	31.399	121.1	42.687		206.1	1:51.980	
6	38.478	96.9	31.631	121.6	42.763		201.9	1:52.872		14	37.268	99.6	31.411	121.9	42.522		215.1	1:51.201	
7	37.380	98.7	31.791	119.5	42.998		214.3	1:52.169		15	<u>37.128</u>	<u>102.4</u>	<u>31.261</u>	<u>125.3</u>	<u>42.368</u>		216.9	<u>1:50.757</u>	
8	37.440	101.0	31.589	118.4	42.920		<u>218.6</u>	1:51.949		16									

12 JACOB ROULSTONE (AUS)									HONDA										
lap	Sect-1	Speed	Sect-2	Speed	Sect-3	Speed	TopSpeed	laptime	pit	lap	Sect-1	Speed	Sect-2	Speed	Sect-3	Speed	Topspeed	laptime	pit
1		87.7	33.239	115.0	43.389		152.1	1:58.748		9	38.306	96.2	31.859	121.9	43.581		212.2	1:53.746	
2	38.213	97.6	32.509	107.2	43.195		214.7	1:53.917		10	38.775	95.2	31.967	117.0	43.274		205.3	1:54.016	
3	38.422	98.1	31.807	113.3	43.329		<u>216.4</u>	1:53.558		11	39.317	98.0	32.118	120.5	<u>42.947</u>		205.3	1:54.382	
4	38.531	<u>100.4</u>	<u>31.771</u>	117.1	43.412		213.4	1:53.714		12	38.516	93.8	32.061	113.7	43.319		215.6	1:53.896	
5	<u>37.993</u>	98.4	32.025	<u>124.7</u>	43.268		213.0	<u>1:53.286</u>		13	38.708	95.7	32.249	115.1	44.015		208.9	1:54.972	
6	38.623	100.1	31.995	120.7	43.324		204.2	1:53.942		14	38.422	99.3	31.963	122.0	43.848		215.1	1:54.233	
7	38.560	96.0	32.069	118.6	43.298		206.1	1:53.927		15	38.564	92.9	32.329	117.3	43.634		211.8	1:54.527	
8	38.323	96.1	31.817	122.7	43.590		210.1	1:53.730		16									

13 HAKIM DANISH (MY)									HONDA										
lap	Sect-1	Speed	Sect-2	Speed	Sect-3	Speed	TopSpeed	laptime	pit	lap	Sect-1	Speed	Sect-2	Speed	Sect-3	Speed	Topspeed	laptime	pit
1		98.5	32.890	114.8	44.395		152.5	1:59.450		3	38.746	95.7	32.408	<u>116.9</u>	<u>42.827</u>		218.2	1:53.981	
2	<u>37.902</u>	96.4	<u>31.963</u>	113.3	43.153		<u>220.4</u>	<u>1:53.018</u>		4	38.732	99.2	32.300	113.8	43.056		216.9	1:54.088	

16 ALESSANDRO SCIARRETTA (ITA)									HONDA										
lap	Sect-1	Speed	Sect-2	Speed	Sect-3	Speed	TopSpeed	laptime	pit	lap	Sect-1	Speed	Sect-2	Speed	Sect-3	Speed	Topspeed	laptime	pit
1		89.9	33.322	109.2	44.560		155.2	2:01.198		9	39.057	89.2	32.445	109.4	<u>43.817</u>		208.1	1:55.319	
2	39.271	90.4	32.949	112.6	44.487		211.4	1:56.707		10	39.291	87.4	32.479	107.2	44.125		206.9	1:55.895	
3	38.978	91.8	32.697	114.8	44.206		210.5	1:55.881		11	38.949	89.0	32.392	113.0	44.116		206.9	1:55.457	
4	38.762	<u>93.2</u>	32.573	116.3	44.264		<u>212.6</u>	1:55.599		12	39.658	89.7	32.357	114.5	44.046		211.4	1:56.061	
5	<u>38.654</u>	92.9	32.844	116.3	44.508		208.9	1:56.006		13	38.932	91.4	32.523	110.7	44.096		205.7	1:55.551	
6	39.466	89.5	32.663	109.8	44.042		207.3	1:56.171		14	39.151	<u>93.2</u>	32.704	110.9	44.210		206.1	1:56.065	
7	38.711	92.4	32.554	114.2	44.014		208.9	1:55.279		15	38.730	89.6	<u>32.330</u>	<u>117.6</u>	44.246		208.1	1:55.306	
8	38.662	91.9	32.699	113.4	43.878		208.1	<u>1:55.239</u>		16									

17 TORIN COLLINS (CAN)									HONDA										
lap	Sect-1	Speed	Sect-2	Speed	Sect-3	Speed	TopSpeed	laptime	pit	lap	Sect-1	Speed	Sect-2	Speed	Sect-3	Speed	Topspeed	laptime	pit
1		94.4	33.508	109.0	44.052		157.0	2:00.348		9	39.107	96.6	32.164	113.0	43.543		201.9	1:54.814	
2	38.514	95.0	32.307	111.6	43.705		<u>216.9</u>	1:54.526		10	38.911	97.1	32.419	113.1	43.525		212.6	1:54.855	
3	38.565	92.7	32.228	109.6	<u>43.433</u>		214.7	1:54.226		11	38.658	96.6	32.166	116.5	43.481		203.8	1:54.305	
4	<u>38.219</u>	97.0	32.149	111.7	44.003		214.3	1:54.371		12	38.463	<u>99.4</u>	32.332	114.4	43.606		204.5	1:54.401	
5	38.287	94.3	<u>32.126</u>	112.1	43.640		212.6	<u>1:54.053</u>		13	38.514	97.4	32.202	<u>118.9</u>	43.916		205.3	1:54.632	
6	38.639	95.6	32.406	115.3	43.631		213.0	1:54.676		14	38.714	99.1	32.412	109.6	43.513		205.7	1:54.639	
7	38.507	95.5	32.446	112.7	44.264		206.9	1:55.217		15	38.299	98.9	32.318	110.8	43.589		205.7	1:54.206	
8	39.119	96.0	32.368	116.3	43.997		201.1	1:55.484		16									



## FIM CEV REPSOL 2021

### Autódromo Internacional do Algarve

Hawkers ETC

Laps and Sector Times - Race

1 - 4 July 2021

Autodromo Internacional Algarve - 4592 mtr.

18 ANGEL PIQUERAS (ES)										HONDA									
lap	Sect-1	Speed	Sect-2	Speed	Sect-3	Speed	TopSpeed	laptime	pit	lap	Sect-1	Speed	Sect-2	Speed	Sect-3	Speed	Topspeed	laptime	pit
1		97.9	32.191	119.3	42.849		130.9	1:53.812		9	38.398	95.7	31.467	122.3	42.939		214.3	1:52.804	
2	37.987	99.6	31.548	120.1	42.737		<u>216.4</u>	1:52.272		10	38.578	97.5	32.168	120.8	43.835		212.6	1:54.581	
3	38.179	99.0	31.520	118.8	43.347		212.2	1:53.046		11	38.477	98.3	32.004	116.1	43.280		200.0	1:53.761	
4	38.873	96.2	<u>31.345</u>	<u>126.6</u>	42.886		210.5	1:53.104		12	38.424	100.2	32.466	118.4	43.979		204.5	1:54.869	
5	37.658	97.2	31.762	113.9	43.384		<u>216.4</u>	1:52.804		13	38.472	<u>101.8</u>	32.672	114.0	44.109		198.5	1:55.253	
6	37.955	100.7	31.496	124.3	42.878		214.7	1:52.329		14	39.075	100.4	32.666	114.3	44.323		195.3	1:56.064	
7	<u>37.630</u>	98.8	31.649	113.9	42.927		<u>216.4</u>	<u>1:52.206</u>		15	39.116	98.0	32.776	115.9	44.702		200.7	1:56.594	
8	37.884	96.1	31.768	115.6	<u>42.699</u>		213.9	1:52.351		16									

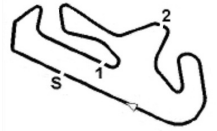
19 POL SOLÁ (ES)										HONDA									
lap	Sect-1	Speed	Sect-2	Speed	Sect-3	Speed	TopSpeed	laptime	pit	lap	Sect-1	Speed	Sect-2	Speed	Sect-3	Speed	Topspeed	laptime	pit
1		93.7	32.179	114.2	43.726		150.2	1:57.472		9	38.475	93.3	32.209	114.8	43.441		213.9	1:54.125	
2	38.595	92.0	32.092	114.6	43.673		<u>217.3</u>	1:54.360		10	38.199	91.7	32.139	118.3	43.350		211.8	1:53.688	
3	<u>37.969</u>	97.0	32.144	112.7	43.695		214.7	1:53.808		11	38.881	95.2	32.112	116.0	<u>43.156</u>		212.6	1:54.149	
4	38.038	98.4	32.041	<u>120.1</u>	43.955		214.7	1:54.034		12	38.562	94.2	32.180	115.6	43.631		211.4	1:54.373	
5	39.219	92.8	32.063	113.3	43.615		204.9	1:54.897		13	38.385	93.3	32.279	112.7	43.946		210.5	1:54.610	
6	38.388	97.9	<u>31.868</u>	116.0	43.254		213.0	1:53.510		14	38.863	<u>99.0</u>	31.953	117.3	43.466		212.2	1:54.282	
7	38.040	97.5	31.957	115.9	43.438		214.7	<u>1:53.435</u>		15	38.644	91.4	32.298	114.5	43.602		214.3	1:54.544	
8	38.378	94.1	32.120	116.3	43.410		213.9	1:53.908		16									

20 OWEN VAN TRIGT (NED)										HONDA									
lap	Sect-1	Speed	Sect-2	Speed	Sect-3	Speed	TopSpeed	laptime	pit	lap	Sect-1	Speed	Sect-2	Speed	Sect-3	Speed	Topspeed	laptime	pit
1		86.4	33.265		44.863		155.6	2:01.918		9	39.508	97.6	32.859		44.304		207.7	1:56.671 D	
2	38.725	95.6	32.997		44.313		<u>214.7</u>	1:56.035		10	38.756	96.9	32.567		44.162		207.3	1:55.485	
3	38.735	92.7	32.730		44.214		213.9	1:55.679		11	38.746	97.4	32.811		44.215		208.9	1:55.772	
4	38.726	95.6	<u>32.538</u>		44.106		209.3	1:55.370		12	38.893	95.0	32.594		44.140		206.1	1:55.627	
5	<u>38.344</u>	<u>105.2</u>	33.006		44.528		210.1	1:55.878		13	38.612	95.8	32.666		44.215		210.5	1:55.493	
6	39.294	97.5	32.901		43.857		204.9	1:56.052		14	38.903	95.7	32.858		44.197		210.9	1:55.958	
7	38.931	97.8	32.565		43.954		210.5	1:55.450 D		15	38.728	94.0	32.591		<u>43.834</u>		210.5	<u>1:55.153</u>	
8	38.423	104.7	32.623		44.365		210.9	1:55.411		16									

21 RUCHÉ MOODLEY (RSA)										HONDA									
lap	Sect-1	Speed	Sect-2	Speed	Sect-3	Speed	TopSpeed	laptime	pit	lap	Sect-1	Speed	Sect-2	Speed	Sect-3	Speed	Topspeed	laptime	pit
1		89.0	33.385	116.9	43.993		150.8	1:59.805		9	38.705	99.3	32.117	115.1	43.510		203.0	1:54.332	
2	38.229	96.9	32.092	116.4	43.091		217.3	<u>1:53.412</u>		10	38.417	99.4	32.183	<u>118.2</u>	43.586		204.9	1:54.186	
3	38.584	93.8	32.201	117.8	43.353		<u>220.9</u>	1:54.138		11	38.535	99.4	32.137	117.6	43.416		204.2	1:54.088	
4	38.623	95.1	32.187	113.9	43.403		207.7	1:54.213		12	38.739	100.5	32.149	117.9	43.475		204.5	1:54.363	
5	<u>38.221</u>	99.5	32.533	116.8	<u>43.051</u>		215.6	1:53.805		13	38.376	96.6	32.192	111.6	43.630		206.5	1:54.198	
6	38.905	93.2	32.334	115.0	43.274		210.1	1:54.513		14	38.375	102.7	32.273	117.8	43.715		210.1	1:54.363	
7	38.583	98.1	32.224	109.6	46.664		208.9	1:57.471		15	38.627	98.8	<u>32.054</u>	116.8	43.401		204.5	1:54.082	
8	38.801	<u>104.8</u>	33.183	114.2	43.559		201.1	1:55.543		16									

22 DAVID ALMANSA (ES)										HONDA									
lap	Sect-1	Speed	Sect-2	Speed	Sect-3	Speed	TopSpeed	laptime	pit	lap	Sect-1	Speed	Sect-2	Speed	Sect-3	Speed	Topspeed	laptime	pit
1		99.3	31.868	123.7	43.539		144.0	1:55.636		9	37.660	95.8	31.407	114.8	42.839		220.0	1:51.906	
2	37.699	97.6	31.733	120.7	43.083		220.4	1:52.515		10	37.876	98.6	32.183	115.5	42.659		221.3	1:52.718	
3	38.444	95.4	<u>31.279</u>	<u>125.0</u>	43.162		216.4	1:52.885		11	37.654	97.5	31.626	113.2	<u>42.264</u>		216.4	<u>1:51.544</u>	
4	37.760	96.8	31.837	116.8	42.575		217.7	1:52.172		12	38.309	95.2	31.768	114.0	43.190		221.8	1:53.267	
5	37.802	97.2	31.839	114.6	43.027		219.1	1:52.668		13	<u>37.491</u>	101.4	31.707	115.9	42.871		217.3	1:52.069	
6	38.379	94.2	31.905	117.4	42.747		213.0	1:53.031		14	37.840	<u>103.6</u>	31.866	118.0	42.787		215.6	1:52.493	
7	37.603	100.6	32.012	116.4	42.730		219.1	1:52.345		15	38.209	96.7	31.854	115.4	43.290		212.2	1:53.353	
8	37.616	101.2	31.792	118.9	42.591		<u>222.7</u>	1:51.999		16									

24 GUILLEM PLANQUES (FRA)										HONDA									
lap	Sect-1	Speed	Sect-2	Speed	Sect-3	Speed	TopSpeed	laptime	pit	lap	Sect-1	Speed	Sect-2	Speed	Sect-3	Speed	Topspeed	laptime	pit
1		92.4	32.314		43.841		150.4	1:57.815		9	38.184	93.9	32.334		43.466		210.5	1:53.984	
2	38.395	94.8	32.008		43.273		<u>223.1</u>	1:53.676		10	38.433	93.3	32.233		43.360		210.9	1:54.026	
3	38.030	<u>100.2</u>	32.313		43.532		211.8	1:53.875		11	38.800	96.9	<u>32.000</u>		<u>43.113</u>		207.3	1:53.913	
4	38.429	96.4	32.095		43.712		208.9	1:54.236		12	38.554	92.1	32.018		43.517		215.1	1:54.089	



## FIM CEV REPSOL 2021

### Autódromo Internacional do Algarve

Hawkers ETC

1 - 4 July 2021

Laps and Sector Times - Race

Autodromo Internacional Algarve - 4592 mtr.

5	38.092	96.3	32.271	43.714	209.3	1:54.077	13	38.101	100.0	32.830	44.001	209.7	1:54.932
6	38.396	94.8	32.147	43.148	211.4	1:53.691	14	38.306	<u>100.2</u>	32.409	43.574	210.9	1:54.289
7	<u>37.983</u>	93.8	32.093	43.493	213.0	<u>1:53.569</u>	15	38.389	93.9	32.294	43.878	209.3	1:54.561
8	38.083	98.5	32.416	43.342	210.1	1:53.841	16						

25 GONZALO PÉREZ (ES)									HONDA										
lap	Sect-1	Speed	Sect-2	Speed	Sect-3	Speed	TopSpeed	laptime	pit	lap	Sect-1	Speed	Sect-2	Speed	Sect-3	Speed	Topspeed	laptime	pit
1		92.8	32.073	111.0	42.885		149.4	1:55.537		9	37.922	95.9	31.632	122.0	42.956		218.6	1:52.510	
2	37.996	98.3	32.049	114.0	42.767		222.7	1:52.812		10	38.595	97.4	31.756	118.3	42.900		209.7	1:53.251	
3	37.856	97.7	31.560	<u>123.1</u>	42.793		215.6	1:52.209		11	37.841	<u>101.0</u>	32.411	113.1	42.925		207.3	1:53.177	
4	38.077	91.9	31.644	118.0	42.850		214.3	1:52.571		12	37.928	96.4	31.921	113.2	43.058		210.5	1:52.907	
5	38.099	94.0	<u>31.506</u>	120.7	43.342		217.3	1:52.947		13	38.009	99.1	31.833	115.5	43.756		206.5	1:53.598	
6	37.828	98.0	31.919	121.5	43.139		220.9	1:52.886		14	38.360	100.0	32.359	113.6	43.517		204.5	1:54.236	
7	37.942	93.9	31.725	114.9	<u>42.725</u>		218.6	1:52.392		15	38.084	97.8	32.361	121.1	43.459		206.5	1:53.904	
8	<u>37.712</u>	97.3	31.721	115.9	42.744		<u>223.1</u>	<u>1:52.177</u>		16									

26 PAU ALSINA (ES)									HONDA										
lap	Sect-1	Speed	Sect-2	Speed	Sect-3	Speed	TopSpeed	laptime	pit	lap	Sect-1	Speed	Sect-2	Speed	Sect-3	Speed	Topspeed	laptime	pit
1		97.0	33.176	110.4	43.264		147.5	1:58.496		9	38.115	96.1	32.342	114.0	43.145		<u>219.5</u>	1:53.602	
2	38.027	95.6	<u>31.985</u>	112.0	43.454		218.2	<u>1:53.466</u>		10	38.109	94.4	32.227	114.8	43.628		211.4	1:53.964	
3	38.333	97.4	32.060	113.0	43.416		216.4	1:53.809		11	38.526	98.5	32.141	112.4	<u>43.013</u>		205.7	1:53.680	
4	38.143	97.7	32.153	110.3	43.693		217.7	1:53.989		12	38.336	92.9	32.331	110.2	43.549		209.3	1:54.216	
5	38.095	97.7	32.662	114.6	43.192		209.7	1:53.949		13	38.947	96.9	32.666	110.8	43.822		206.9	1:55.435	
6	38.507	95.2	32.143	114.9	43.101		206.5	1:53.751		14	38.694	97.7	32.073	116.5	43.425		215.6	1:54.192	
7	<u>37.982</u>	96.6	32.216	115.3	43.340		211.8	1:53.545		15	38.241	93.5	32.287	112.5	43.740		213.0	1:54.268	
8	38.151	<u>99.4</u>	32.484	<u>117.5</u>	43.557		211.8	1:54.192		16									

27 RICO SALMELA (FIN)									HONDA										
lap	Sect-1	Speed	Sect-2	Speed	Sect-3	Speed	TopSpeed	laptime	pit	lap	Sect-1	Speed	Sect-2	Speed	Sect-3	Speed	Topspeed	laptime	pit
1		92.5	32.209	112.5	42.715		145.4	1:55.266		9	<u>37.464</u>	<u>101.7</u>	32.083	118.9	42.863		219.1	1:52.410	
2	38.104	94.7	31.789	118.2	43.210		<u>223.1</u>	1:53.103		10	37.628	94.1	31.884	120.0	43.749		215.1	1:53.261	
3	38.056	95.6	<u>31.525</u>	120.4	42.712		216.4	1:52.293		11	38.153	95.4	31.943	117.5	42.911		208.5	1:53.007	
4	38.157	90.9	32.038	<u>120.5</u>	<u>42.438</u>		210.1	1:52.633		12	38.207	93.3	31.960	112.4	42.988		210.1	1:53.155	
5	38.238	92.6	31.631	115.6	42.982		216.9	1:52.851		13	38.180	94.7	31.728	116.6	43.677		206.9	1:53.585	
6	38.333	92.5	31.763	117.3	42.855		217.7	1:52.951		14	38.478	95.5	32.238	112.4	43.356		206.1	1:54.072	
7	37.952	93.3	31.891	117.0	42.525		216.4	1:52.368		15	38.310	94.5	32.319	112.9	43.376		206.9	1:54.005	
8	37.987	95.5	31.630	114.8	42.596		220.9	<u>1:52.213</u>		16									

28 MÁXIMO MARTÍNEZ (ES)									HONDA										
lap	Sect-1	Speed	Sect-2	Speed	Sect-3	Speed	TopSpeed	laptime	pit	lap	Sect-1	Speed	Sect-2	Speed	Sect-3	Speed	Topspeed	laptime	pit
1		95.2	32.172		42.767		134.5	1:53.853		9	38.134	96.3	31.577		42.501		216.0	1:52.212	
2	38.084	<u>98.7</u>	31.596		42.591		<u>219.5</u>	1:52.271		10	37.779	95.3	31.884		43.042		213.0	1:52.705	
3	38.334	95.4	31.468		42.873		212.2	1:52.675		11	37.910	96.3	31.654	<u>116.5</u>	42.792		208.1	1:52.356	
4	38.042	97.6	31.866		42.808		201.5	1:52.716		12	38.190	97.4	31.615		42.742		207.3	1:52.547	
5	38.023	<u>98.7</u>	31.913		42.954		207.3	1:52.890		13	37.713	95.0	31.332		42.650		210.5	1:51.695	
6	37.918	95.6	31.675		42.642		217.3	1:52.235		14	37.749	96.5	31.326		42.565		209.7	1:51.640	
7	<u>37.703</u>	94.5	31.869		43.120		218.2	1:52.692		15	37.726	98.5	<u>31.256</u>		<u>42.155</u>		212.2	<u>1:51.137</u>	
8	37.971	94.8	31.542		42.625		218.2	1:52.138		16									

31 ROBERTO GARCIA (ES)									HONDA										
lap	Sect-1	Speed	Sect-2	Speed	Sect-3	Speed	TopSpeed	laptime	pit	lap	Sect-1	Speed	Sect-2	Speed	Sect-3	Speed	Topspeed	laptime	pit
1		96.9	32.072	117.4	43.181		144.6	1:56.814		9	38.198	100.3	32.075	118.8	43.502		204.5	1:53.775	
2	37.832	100.5	32.037	116.5	<u>43.108</u>		<u>210.5</u>	<u>1:52.977</u>		10	38.033	102.7	32.207	120.9	43.400		204.9	1:53.640	
3	<u>37.716</u>	106.5	32.006	120.3	43.322		209.3	1:53.044		11	38.353	99.5	32.198	116.6	43.562		202.6	1:54.113	
4	37.876	<u>110.5</u>	32.576	120.4	43.623		206.5	1:54.075		12	38.104	102.7	32.107	121.6	43.589		202.2	1:53.800	
5	37.931	105.7	32.148	117.8	43.461		206.5	1:53.540		13	38.163	100.8	32.384	<u>124.7</u>	43.745		201.1	1:54.292	
6	38.204	100.7	<u>31.984</u>	116.5	43.560		203.8	1:53.748		14	38.364	101.0	32.306	119.7	43.785		200.7	1:54.455	
7	38.163	101.8	32.087	119.3	43.619		204.2	1:53.869		15	38.429	97.2	32.345	116.8	43.713		201.5	1:54.487	
8	37.937	105.1	32.237	120.0	43.256		204.2	1:53.430		16									





## FIM CEV REPSOL 2021

### Autódromo Internacional do Algarve

Hawkers ETC

Laps and Sector Times - Race

1 - 4 July 2021

Autodromo Internacional Algarve - 4592 mtr.

36 SHARUL EZWAN MOHD SHARIL (MY)									HONDA										
lap	Sect-1	Speed	Sect-2	Speed	Sect-3	Speed	TopSpeed	laptime	pit	lap	Sect-1	Speed	Sect-2	Speed	Sect-3	Speed	Topspeed	laptime	pit
1		92.5	32.283	115.6	43.424		146.7	1:57.523		9	38.410	93.8	32.218	117.1	43.101		217.3	1:53.729	
2	<u>38.079</u>	96.1	32.243	120.3	43.778		217.3	1:54.100		10	38.666	94.8	32.158	122.2	43.181		210.9	1:54.005	
3	38.434	<u>99.1</u>	32.124	116.1	43.536		211.8	1:54.094		11	38.108	98.5	32.071	115.5	43.318		210.5	1:53.497	
4	38.980	97.9	32.114	119.7	43.368		214.3	1:54.462		12	38.598	95.9	32.265	114.3	43.466		208.9	1:54.329	
5	38.606	91.6	32.008	113.1	43.211		216.4	1:53.825		13	38.513	99.0	32.354	113.6	44.078		208.9	1:54.945	
6	39.303	97.4	<u>31.709</u>	118.9	<u>43.100</u>		214.7	1:54.112		14	39.654	<u>99.1</u>	32.091	<u>122.3</u>	43.232		206.9	1:54.977	
7	38.248	95.6	31.857	118.7	43.368		213.9	<u>1:53.473</u>		15	38.391	97.3	32.165	113.0	43.687		215.6	1:54.243	
8	38.103	96.8	32.116	119.1	43.360		<u>217.7</u>	1:53.579		16									

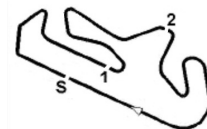
37 COREY TINKER (GBR)									HONDA										
lap	Sect-1	Speed	Sect-2	Speed	Sect-3	Speed	TopSpeed	laptime	pit	lap	Sect-1	Speed	Sect-2	Speed	Sect-3	Speed	Topspeed	laptime	pit
1		87.9	33.179	108.5	44.419		160.5	2:01.226		9	39.096	90.0	<u>32.377</u>	110.4	43.926		211.8	<u>1:55.399</u>	
2	39.069	91.4	32.852	113.2	43.877		213.9	1:55.798		10	39.152	87.8	32.582	111.1	43.955		211.8	1:55.689	
3	39.317	91.1	32.894	113.4	43.890		209.3	1:56.101		11	39.175	89.6	32.408	111.8	44.051		209.3	1:55.634	
4	39.030	91.1	32.414	114.0	44.269		203.4	1:55.713		12	39.237	89.9	32.435	115.6	43.785		209.7	1:55.457	
5	39.059	93.8	32.613	<u>118.0</u>	44.483		203.4	1:56.155		13	39.209	90.9	32.426	109.6	44.513		206.5	1:56.148	
6	39.679	91.8	32.596	113.2	<u>43.761</u>		202.6	1:56.036		14	39.083	91.2	32.749	112.9	43.995		207.3	1:55.827	
7	39.108	93.9	32.424	113.2	43.931		210.9	1:55.463		15	39.110	88.4	32.605	113.4	43.934		204.9	1:55.649	
8	<u>38.712</u>	<u>95.6</u>	32.723	115.0	44.006		<u>214.7</u>	1:55.441		16									

43 AMANUEL DAVID BRINTON (GBR)									HONDA										
lap	Sect-1	Speed	Sect-2	Speed	Sect-3	Speed	TopSpeed	laptime	pit	lap	Sect-1	Speed	Sect-2	Speed	Sect-3	Speed	Topspeed	laptime	pit
1		90.7	33.490	110.3	43.628		154.9	2:00.147		9	38.823	92.3	32.573	109.4	43.964		210.5	1:55.360	
2	<u>38.405</u>	<u>96.8</u>	32.098	110.1	44.052		<u>217.3</u>	1:54.555		10	39.244	92.1	32.340	111.0	44.105		208.5	1:55.689	
3	38.595	89.6	32.067	113.4	43.533		215.6	1:54.195		11	39.066	90.0	32.411	111.2	44.144		206.1	1:55.621	
4	38.653	92.9	32.122	110.1	<u>43.455</u>		214.7	1:54.230		12	39.144	90.0	32.895	113.3	43.548		204.9	1:55.587	
5	38.415	94.2	<u>31.894</u>	114.0	43.697		216.9	<u>1:54.006</u>		13	38.910	91.1	32.608	104.9	44.536		205.7	1:56.054	
6	38.462	<u>96.8</u>	41.158	106.2	43.617		211.8	2:03.237		14	39.017	93.8	32.663	109.8	44.213		204.5	1:55.893	
7	39.192	94.3	32.575	112.1	44.119		208.9	1:55.886		15	38.946	91.4	32.494	109.2	44.190		207.3	1:55.630	
8	39.095	91.6	32.407	<u>116.5</u>	44.040		206.5	1:55.542		16									

44 HUGO MILLAN GRACIA (ES)									HONDA										
lap	Sect-1	Speed	Sect-2	Speed	Sect-3	Speed	TopSpeed	laptime	pit	lap	Sect-1	Speed	Sect-2	Speed	Sect-3	Speed	Topspeed	laptime	pit
1		95.5	32.142	<u>124.7</u>	42.931		131.2	1:54.337		9	38.526	96.7	31.477	117.9	42.596		208.1	1:52.599	
2	38.214	96.4	31.727	118.3	<u>42.387</u>		215.6	1:52.328		10	37.925	95.5	31.749	117.4	42.892		<u>219.1</u>	1:52.566	
3	38.231	97.7	<u>31.253</u>	119.1	42.861		217.3	1:52.345		11	38.352	96.2	31.424	117.8	42.585		207.3	1:52.361	
4	38.877	95.7	31.368	119.5	43.075		205.3	1:53.320		12	38.345	96.0	31.905	117.5	42.710		213.0	1:52.960	
5	37.990	95.0	31.554	119.2	42.481		213.9	1:52.025		13	37.736	98.0	31.450	120.5	42.478		208.5	1:51.664	
6	37.733	<u>99.5</u>	31.453	120.8	42.819		213.0	1:52.005		14	37.682	96.4	31.420	122.6	42.478		213.9	<u>1:51.580</u>	
7	37.737	97.3	31.872	115.4	43.116		215.6	1:52.725		15	<u>37.525</u>	97.4	31.442	122.4	42.740		216.9	1:51.707	
8	37.864	97.6	31.462	118.2	42.906		208.5	1:52.232		16									

51 BRIAN URIARTE (ES)									HONDA										
lap	Sect-1	Speed	Sect-2	Speed	Sect-3	Speed	TopSpeed	laptime	pit	lap	Sect-1	Speed	Sect-2	Speed	Sect-3	Speed	Topspeed	laptime	pit
1		94.5	31.705	122.7	42.835		136.5	1:53.604		9	38.893	95.4	<u>31.252</u>	118.2	42.518		208.1	1:52.663	
2	38.066	98.3	31.460	117.4	42.621		208.5	1:52.147		10	38.144	95.7	31.809	122.0	42.810		214.3	1:52.763	
3	37.997	96.1	31.553	123.0	43.513		203.8	1:53.063		11	37.837	94.6	31.454	<u>124.6</u>	42.824		212.2	1:52.115	
4	38.900	96.6	31.363	118.4	43.257		201.9	1:53.520		12	38.510	93.3	31.609	117.4	42.545		210.9	1:52.664	
5	37.968	96.3	31.280	118.9	42.718		214.7	1:51.966		13	37.403	97.7	31.382	121.5	42.784		210.1	1:51.569	
6	38.274	92.7	31.648	114.8	42.967		207.7	1:52.889		14	37.466	98.9	31.450	121.2	42.734		211.8	1:51.650	
7	37.553	95.7	31.656	115.6	42.963		<u>215.6</u>	1:52.172		15	<u>37.341</u>	100.8	31.272	122.3	<u>42.330</u>		213.9	<u>1:50.943</u>	
8	37.789	99.0	31.318	123.6	42.798		<u>215.6</u>	1:51.905		16									

54 ALBERTO FERRÁNDEZ (ES)									HONDA										
lap	Sect-1	Speed	Sect-2	Speed	Sect-3	Speed	TopSpeed	laptime	pit	lap	Sect-1	Speed	Sect-2	Speed	Sect-3	Speed	Topspeed	laptime	pit
1		96.9	31.816	118.8	42.998		140.3	1:54.724		9	37.515	98.9	31.673	113.4	43.069		215.1	1:52.257	
2	37.969	94.0	31.469	118.0	42.463		214.7	1:51.901		10	38.244	94.7	31.717	113.0	43.231		213.0	1:53.192	
3	37.996	96.3	31.410	113.3	42.941		212.2	1:52.347		11	38.046	94.9	31.448	115.3	42.564		<u>216.9</u>	1:52.058	
4	38.368	97.9	31.533	117.3	42.772		210.1	1:52.673		12	38.085	97.6	31.660	114.6	42.684		213.9	1:52.429	


**FIM CEV REPSOL 2021**  
**Autódromo Internacional do Algarve**

Hawkers ETC

1 - 4 July 2021

Laps and Sector Times - Race

Autodromo Internacional Algarve - 4592 mtr.

5	38.123	97.5	31.782	110.8	42.812	208.9	1:52.717	13	37.686	97.7	31.469	117.9	42.571	210.9	1:51.726
6	38.088	96.3	31.627	113.9	42.913	212.6	1:52.628	14	37.734	98.8	31.517	120.0	42.797	213.4	1:52.048
7	37.802	<u>99.1</u>	31.724	112.0	42.912	212.6	1:52.438	15	<u>37.369</u>	98.9	<u>31.397</u>	<u>121.2</u>	42.795	212.6	<u>1:51.561</u>
8	37.914	96.9	31.638	114.9	<u>42.456</u>	216.0	1:52.008	16							

62 BLAI TRIAS (ES)									HONDA								
lap	Sect-1	Speed	Sect-2	Speed	Sect-3	Speed	TopSpeed	laptime pit	lap	Sect-1	Speed	Sect-2	Speed	Sect-3	Speed	Topspeed	laptime pit
1		90.8	33.036	110.1	44.042		158.8	2:00.113	9	38.466	95.5	32.379	108.1	43.898		208.1	1:54.743 D
2	38.172	92.2	32.263	109.3	43.435		<u>218.6</u>	1:53.870	10	38.571	95.3	32.511	108.7	43.859		207.3	1:54.941
3	38.233	94.6	<u>32.066</u>	112.9	<u>43.163</u>		214.3	<u>1:53.462</u>	11	38.446	93.0	32.354	107.8	44.114		204.9	1:54.914
4	38.350	95.2	32.094	110.8	43.449		211.8	1:53.893	12	38.586	94.7	32.332	107.7	44.022		203.8	1:54.940
5	<u>38.166</u>	97.0	32.483	111.9	43.294		214.3	1:53.943	13	38.338	97.6	32.480	106.9	43.929		205.3	1:54.747
6	38.875	93.2	32.266	<u>113.9</u>	43.599		216.4	1:54.740	14	38.825	96.6	32.222	111.8	43.869		204.2	1:54.916
7	38.214	95.4	32.320	111.5	43.815		213.9	1:54.349	15	38.520	94.4	32.249	109.1	43.212		210.1	1:53.981
8	38.447	<u>99.7</u>	32.961	110.2	43.803		208.1	1:55.211	16								

66 PHILLIP TONN (GER)									HONDA								
lap	Sect-1	Speed	Sect-2	Speed	Sect-3	Speed	TopSpeed	laptime pit	lap	Sect-1	Speed	Sect-2	Speed	Sect-3	Speed	Topspeed	laptime pit
1		99.3	31.875	115.3	42.696		138.6	1:54.891	3	<u>38.017</u>	98.9	<u>31.514</u>	122.6	<u>42.593</u>		213.9	<u>1:52.124</u>
2	38.305	<u>100.3</u>	31.707	<u>123.7</u>	42.761		<u>218.6</u>	1:52.773	4								

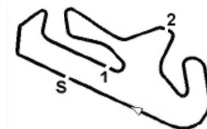
67 CASEY O'GORMAN (IRL)									HONDA								
lap	Sect-1	Speed	Sect-2	Speed	Sect-3	Speed	TopSpeed	laptime pit	lap	Sect-1	Speed	Sect-2	Speed	Sect-3	Speed	Topspeed	laptime pit
1		91.4	32.741	109.3	43.592		145.2	1:58.457	4	<u>38.096</u>	<u>96.5</u>	32.025	111.3	43.810		<u>220.9</u>	1:53.931
2	38.169	94.1	32.164	111.9	43.359		216.0	<u>1:53.692</u>	5	38.564	93.9	32.030	112.1	<u>43.183</u>		218.2	1:53.777
3	38.716	94.7	<u>31.883</u>	<u>114.0</u>	43.392		219.1	1:53.991	6								

71 HAMAD KHAMIS AL-SAHOUTI (QAT)									HONDA								
lap	Sect-1	Speed	Sect-2	Speed	Sect-3	Speed	TopSpeed	laptime pit	lap	Sect-1	Speed	Sect-2	Speed	Sect-3	Speed	Topspeed	laptime pit
1		88.5	33.092	111.1	44.415		154.7	2:01.258	9	38.157	96.3	32.110	115.4	43.393		215.1	<u>1:53.660</u>
2	38.229	101.2	33.762	111.6	43.834		<u>221.3</u>	1:55.825 D	10	38.805	<u>106.2</u>	32.915	118.4	43.485		209.7	1:55.205
3	38.041	103.3	32.228	119.3	43.440		212.6	1:53.709	11	38.425	94.6	32.189	116.0	43.347		213.9	1:53.961
4	38.287	98.4	33.199	115.8	43.496		210.9	1:54.982	12	39.692	97.9	<u>31.941</u>	116.0	43.508		184.9	1:55.141
5	<u>37.999</u>	103.1	32.526	117.5	<u>43.340</u>		211.4	1:53.865	13	38.053	101.1	32.259	117.9	43.784		211.4	1:54.096
6	38.339	98.2	33.103	116.1	43.666		210.1	1:55.108	14	38.607	97.9	32.186	<u>122.4</u>	44.214		210.1	1:55.007
7	38.371	97.0	33.403	113.4	43.698		209.3	1:55.472	15	38.419	98.5	32.114	116.4	43.456		213.4	1:53.989
8	38.189	98.6	32.157	115.5	43.422		208.1	1:53.768	16								

73 GONÇALO RIBEIRO (POR)									HONDA								
lap	Sect-1	Speed	Sect-2	Speed	Sect-3	Speed	TopSpeed	laptime pit	lap	Sect-1	Speed	Sect-2	Speed	Sect-3	Speed	Topspeed	laptime pit
1		94.5	33.114	112.9	43.559		159.1	1:59.503	4	38.444	96.7	<u>31.724</u>	<u>119.9</u>	44.275		208.9	1:54.443
2	38.307	99.5	32.057	115.0	<u>43.267</u>		215.1	<u>1:53.631</u>	5	<u>38.238</u>	<u>100.4</u>	32.322	115.6	44.089		208.1	1:54.649
3	38.791	96.7	32.235	117.8	44.013		<u>216.0</u>	1:55.039	6								

78 JOEL ESTEBAN (ES)									HONDA								
lap	Sect-1	Speed	Sect-2	Speed	Sect-3	Speed	TopSpeed	laptime pit	lap	Sect-1	Speed	Sect-2	Speed	Sect-3	Speed	Topspeed	laptime pit
1		96.9	32.199	117.5	42.763		141.5	1:55.225	9	37.869	97.8	31.632	118.8	43.320		220.4	1:52.821
2	38.221	94.7	31.868	118.3	42.966		<u>223.1</u>	1:53.055	10	37.845	98.0	31.699	118.7	43.035		216.0	1:52.579
3	37.535	97.3	31.569	120.7	43.189		218.2	1:52.293	11	37.566	101.4	32.014	121.2	43.073		218.6	1:52.653
4	37.957	100.4	31.903	120.5	<u>42.711</u>		214.7	1:52.571	12	38.040	99.7	31.920	115.9	43.238		208.5	1:53.198
5	<u>37.484</u>	96.1	<u>31.461</u>	118.7	43.153		219.1	<u>1:52.098</u>	13	38.038	<u>102.6</u>	31.844	117.3	43.710		205.7	1:53.592
6	37.725	99.6	31.754	122.2	42.858		220.0	1:52.337	14	38.765	98.5	32.043	115.0	43.452		207.7	1:54.260
7	38.381	96.2	31.711	116.4	43.263		220.9	1:53.355	15	37.842	101.4	32.305	<u>124.6</u>	43.718		210.5	1:53.865
8	38.788	97.4	31.490	116.6	42.955		210.9	1:53.233	16								

81 CÉSAR PARRILLA (ES)									HONDA								
lap	Sect-1	Speed	Sect-2	Speed	Sect-3	Speed	TopSpeed	laptime pit	lap	Sect-1	Speed	Sect-2	Speed	Sect-3	Speed	Topspeed	laptime pit
1		97.9	32.554	118.4	43.246		139.9	1:57.635	9	37.958	103.0	31.875	122.2	43.336		204.9	1:53.169
2	38.151	95.1	32.157	121.6	43.575		218.2	1:53.883	10	37.969	102.9	31.932	127.2	43.430		204.5	1:53.331
3	39.499	100.8	32.052	117.4	<u>43.150</u>		205.7	1:54.701	11	37.932	<u>108.8</u>	32.158	<u>128.4</u>	43.411		203.4	1:53.501



## FIM CEV REPSOL 2021

### Autódromo Internacional do Algarve

Hawkers ETC

1 - 4 July 2021

Laps and Sector Times - Race

Autodromo Internacional Algarve - 4592 mtr.

4	38.908	100.1	32.337	122.0	43.183	216.0	1:54.428	12	38.408	103.0	31.988	124.6	43.372	201.9	1:53.768
5	38.484	104.8	41.901	117.3	43.787	<u>221.3</u>	2:04.172	13	<u>37.594</u>	101.8	<u>31.843</u>	118.8	43.463	211.8	<u>1:52.900</u>
6	38.845	105.8	32.960	124.6	43.609	204.2	1:55.414	14	38.058	99.4	31.899	124.4	43.408	204.2	1:53.365
7	38.808	102.1	32.030	123.9	43.650	203.0	1:54.488	15	38.347	101.0	31.874	121.2	43.222	202.2	1:53.443
8	38.254	100.5	32.148	114.3	43.240	202.6	1:53.642	16							

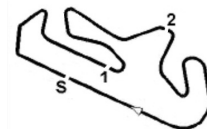
83 ALVARO CARPE (ES)									HONDA										
lap	Sect-1	Speed	Sect-2	Speed	Sect-3	Speed	TopSpeed	laptime	pit	lap	Sect-1	Speed	Sect-2	Speed	Sect-3	Speed	Topspeed	laptime	pit
1		99.0	31.763	119.9	43.194		140.1	1:54.761		9	37.602	96.0	<u>31.417</u>	120.1	42.405		214.7	<u>1:51.424</u>	
2	38.087	94.4	31.527	123.9	43.087		212.6	1:52.701		10	37.876	95.3	31.883	121.1	42.734		215.6	1:52.493	
3	37.825	95.9	31.502	120.0	42.794		215.1	1:52.121		11	38.261	93.2	31.683	119.5	<u>42.243</u>		<u>217.7</u>	1:52.187	
4	38.836	91.7	31.666	119.3	43.030		<u>217.7</u>	1:53.532		12	38.497	93.1	31.645	<u>126.5</u>	42.800		214.7	1:52.942	
5	38.263	93.9	31.619	116.6	42.859		216.9	1:52.741		13	38.036	105.0	31.717	120.9	43.130		203.8	1:52.883	
6	38.245	94.4	31.855	120.9	42.808		214.7	1:52.908		14	<u>37.524</u>	<u>107.4</u>	31.733	123.3	43.121		214.3	1:52.378	
7	37.953	95.2	31.473	121.2	42.727		212.2	1:52.153		15	38.753	105.2	31.761	123.1	42.831		208.5	1:53.345	
8	37.737	106.6	31.673	123.1	42.559		212.2	1:51.969		16									

84 THÉO GOURDON (FRA)									HONDA										
lap	Sect-1	Speed	Sect-2	Speed	Sect-3	Speed	TopSpeed	laptime	pit	lap	Sect-1	Speed	Sect-2	Speed	Sect-3	Speed	Topspeed	laptime	pit
1		94.2	33.078	115.5	44.701		156.7	2:00.966		9	39.279	95.4	32.989	112.7	44.931		202.6	1:57.199	
2	39.025	97.4	32.522	112.4	44.445		<u>213.4</u>	<u>1:55.992</u>		10	39.340	96.1	33.138	116.0	45.396		201.5	1:57.874	
3	39.437	92.2	33.407	115.6	<u>44.303</u>		206.9	1:57.147		11	39.411	95.8	33.038	115.3	45.013		199.3	1:57.462	
4	38.906	95.7	<u>32.508</u>	<u>117.3</u>	44.788		211.4	1:56.202		12	39.667	96.0	33.183	113.7	45.454		198.9	1:58.304	
5	<u>38.843</u>	100.6	33.020	116.1	45.445		206.9	1:57.308		13	39.650	96.7	33.579	110.5	45.409		200.0	1:58.638	
6	39.526	100.4	33.198	113.9	44.666		203.0	1:57.390		14	39.597	<u>100.7</u>	33.476	110.3	45.378		197.8	1:58.451	
7	39.339	98.1	33.078	114.0	44.987		202.6	1:57.404		15	39.710	96.1	33.249	112.0	45.084		201.1	1:58.043	
8	39.490	99.7	33.439	114.3	45.055		202.2	1:57.984		16									

85 XABI ZURUTUZA (ES)									HONDA										
lap	Sect-1	Speed	Sect-2	Speed	Sect-3	Speed	TopSpeed	laptime	pit	lap	Sect-1	Speed	Sect-2	Speed	Sect-3	Speed	Topspeed	laptime	pit
1		92.2	31.807	<u>119.3</u>	43.072		137.4	1:54.309		9	38.228	97.3	31.550	114.9	42.739		209.3	1:52.517	
2	38.211	98.3	31.484	116.6	<u>42.448</u>		<u>217.7</u>	1:52.143		10	38.023	96.4	31.873	118.3	42.925		210.5	1:52.821	
3	38.605	94.7	<u>31.433</u>	116.5	42.523		215.6	1:52.561		11	37.492	98.3	31.624	116.8	42.482		210.5	<u>1:51.598</u>	
4	38.579	97.2	31.474	115.1	42.613		207.3	1:52.666		12	37.572	100.6	31.601	118.7	42.788		208.1	1:51.961	
5	37.510	102.5	31.983	112.9	42.951		210.9	1:52.444		13	37.525	99.2	31.625	116.9	42.825		207.3	1:51.975	
6	37.794	99.2	31.653	115.1	42.757		208.5	1:52.204		14	37.615	<u>103.3</u>	31.672	117.4	42.662		206.5	1:51.949	
7	<u>37.371</u>	102.3	32.400	113.4	42.950		213.0	1:52.721		15	37.490	100.7	31.602	118.6	42.581		208.1	1:51.673	
8	37.517	100.2	31.632	118.4	42.906		211.4	1:52.055		16									

87 ALEX GOURDON (FRA)									HONDA										
lap	Sect-1	Speed	Sect-2	Speed	Sect-3	Speed	TopSpeed	laptime	pit	lap	Sect-1	Speed	Sect-2	Speed	Sect-3	Speed	Topspeed	laptime	pit
1		100.0	32.774	113.4	43.613		160.7	1:59.043		9	38.035	100.5	32.141	121.8	42.959		215.6	<u>1:53.135</u>	
2	38.476	96.5	32.052	110.1	43.513		<u>219.5</u>	1:54.041	D	10	38.392	100.3	32.014	120.1	43.327		212.2	1:53.733	
3	38.313	94.2	<u>31.996</u>	119.5	42.988		218.6	1:53.297		11	38.941	96.9	32.261	114.6	<u>42.899</u>		215.1	1:54.101	
4	38.513	94.4	32.389	114.4	43.086		215.1	1:53.988		12	38.261	97.8	32.014	114.4	43.365		212.6	1:53.640	
5	38.697	96.2	32.056	115.9	43.953		217.7	1:54.706		13	38.861	96.8	32.623	115.1	43.486		211.4	1:54.970	
6	38.746	97.7	32.004	121.2	43.204		208.9	1:53.954		14	38.525	100.7	32.151	120.1	43.438		215.1	1:54.114	
7	38.042	102.3	32.093	<u>122.2</u>	43.286		213.9	1:53.421		15	38.644	95.4	32.263	111.7	43.798		208.1	1:54.705	
8	<u>38.035</u>	<u>108.9</u>	32.788	117.6	43.190		211.8	1:54.013		16									

89 DEMIS MIHAILA (ITA)									HONDA										
lap	Sect-1	Speed	Sect-2	Speed	Sect-3	Speed	TopSpeed	laptime	pit	lap	Sect-1	Speed	Sect-2	Speed	Sect-3	Speed	Topspeed	laptime	pit
1		92.8	32.742		43.296		143.6	1:57.994		9	<u>37.878</u>	99.6	32.188		43.461		209.7	1:53.527	
2	38.351	96.5	32.099		43.464		<u>221.8</u>	1:53.914		10	38.547	97.0	31.918		43.567		214.3	1:54.032	
3	38.537	96.5	32.058		43.474		215.6	1:54.069		11	38.644	96.0	32.031		43.085		209.3	1:53.760	
4	38.833	94.2	32.333		43.349		216.9	1:54.515		12	38.430	97.0	31.943		43.488		214.3	1:53.861	
5	38.717	95.9	32.360		43.672		218.2	1:54.749		13	38.462	96.3	32.217		44.040		212.2	1:54.719	
6	38.704	97.9	32.030		43.344		215.6	1:54.078		14	39.268	96.5	32.264		43.349		206.9	1:54.881	
7	38.192	96.9	<u>31.880</u>		43.273		214.7	<u>1:53.345</u>		15	38.439	93.8	32.026		43.570		217.3	1:54.035	
8	38.174	<u>100.5</u>	32.269		<u>43.084</u>		215.6	1:53.527		16									



## FIM CEV REPSOL 2021

### Autódromo Internacional do Algarve

Hawkers ETC

1 - 4 July 2021

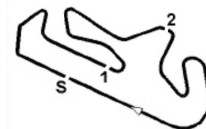
Laps and Sector Times - Race

Autodromo Internacional Algarve - 4592 mtr.

91		KOTARO UCHIUMI (JPN)								HONDA									
lap	Sect-1	Speed	Sect-2	Speed	Sect-3	Speed	TopSpeed	laptime	pit	lap	Sect-1	Speed	Sect-2	Speed	Sect-3	Speed	Topspeed	laptime	pit

93		GUIDO PINI (ITA)								HONDA									
lap	Sect-1	Speed	Sect-2	Speed	Sect-3	Speed	TopSpeed	laptime	pit	lap	Sect-1	Speed	Sect-2	Speed	Sect-3	Speed	Topspeed	laptime	pit
1		90.8	32.636	114.5	<u>43.202</u>		155.4	1:57.770		4	38.194	<u>99.8</u>	<u>31.946</u>	115.6	43.656		213.4	<u>1:53.796</u>	
2	<u>38.126</u>	96.0	32.138	113.8	43.535		<u>220.0</u>	1:53.799		5	38.530	97.6	32.174	116.3	43.409		207.3	1:54.113	
3	38.987	97.6	31.983	<u>120.8</u>	43.287		205.3	1:54.257		6									

95		MARCO MORELLI (ARG)								HONDA									
lap	Sect-1	Speed	Sect-2	Speed	Sect-3	Speed	TopSpeed	laptime	pit	lap	Sect-1	Speed	Sect-2	Speed	Sect-3	Speed	Topspeed	laptime	pit
1		103.6	31.850	<u>120.7</u>	42.917		136.9	1:53.416		9	37.199	100.6	<u>31.314</u>	116.5	42.622		214.7	1:51.135	
2	38.053	102.3	31.520	118.7	42.772		202.6	1:52.345		10	37.529	92.3	32.023	115.4	42.582		214.3	1:52.134	
3	38.052	101.8	31.597	118.8	43.433		208.5	1:53.082		11	38.227	94.8	31.880	114.9	<u>42.288</u>		212.2	1:52.395	
4	39.324	98.5	31.507	117.4	42.951		205.3	1:53.782		12	38.211	98.6	31.890	116.0	42.633		219.5	1:52.734	
5	39.105	92.4	31.697	113.7	43.051		<u>221.8</u>	1:53.853		13	<u>37.156</u>	95.4	31.547	117.0	42.408		216.0	<u>1:51.111</u>	
6	38.217	94.0	31.809	113.0	42.808		218.6	1:52.834		14	37.698	<u>105.3</u>	32.013	114.9	42.627		210.9	1:52.338	
7	37.768	95.7	31.750	116.9	42.569		220.4	1:52.087		15	37.249	99.0	31.562	115.1	42.523		216.9	1:51.334	
8	37.802	97.6	31.740	115.8	42.659		218.2	1:52.201		16									



## FIM CEV REPSOL 2021

Positions for each lap - Race

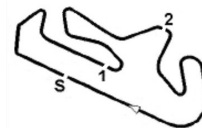
Hawkers ETC

1 - 4 July 2021

Positions for each lap

Autodromo Internacional Algarve - 4592 mtr.

Pos	Nr.	Name	1	2	3	4	5	6	7	8	9	10	11	12	13	14	15
1	85	XABI ZURUTUZA	95	51	28	28	85	85	85	85	85	28	85	85	85	85	85
2	51	BRIAN URIARTE	51	95	51	10	10	44	44	10	28	85	28	28	28	28	51
3	28	MÁXIMO MARTÍNEZ	18	10	95	54	51	28	10	51	54	44	51	54	51	51	28
4	10	ADRIÁN CRUCES	28	18	10	85	44	54	28	44	10	10	44	51	54	10	10
5	54	ALBERTO FERRÁNDEZ	85	28	54	18	54	10	51	54	44	51	10	44	95	44	54
6	44	HUGO MILLAN GRACIA	44	85	44	44	28	51	54	28	51	83	54	10	44	54	44
7	95	MARCO MORELLI	54	54	85	51	18	18	18	18	83	95	83	83	10	95	95
8	83	ALVARO CARPE	83	44	18	95	78	78	83	83	18	54	95	95	22	83	83
9	22	DAVID ALMANSA	10	83	83	83	83	83	78	22	95	22	22	22	83	22	22
10	25	GONZALO PÉREZ	66	66	66	25	22	22	22	25	22	25	78	25	25	27	25
11	78	JOEL ESTEBAN	78	22	25	78	25	25	25	95	25	18	27	78	78	25	78
12	27	RICO SALMELA	27	78	78	22	27	27	95	27	27	27	25	27	27	78	27
13	18	ANGEL PIQUERAS	25	25	27	27	95	95	27	78	78	78	18	18	18	18	18
14	31	ROBERTO GARCIA	22	27	22	31	31	31	31	31	31	31	31	31	31	31	31
15	26	PAU ALSINA	31	31	31	24	12	12	24	24	12	12	36	26	36	24	26
16	24	GUILLEM PLANQUES	19	24	24	93	24	24	26	12	24	26	26	36	24	12	24
17	12	JACOB ROULSTONE	36	81	19	19	26	26	12	36	26	24	24	24	12	87	12
18	87	ALEX GOURDON	81	93	36	26	93	19	19	26	36	36	12	12	87	26	87
19	36	SHARUL EZWAN MOHD SHARIL	93	36	26	12	67	36	36	5	5	19	19	87	89	36	36
20	5	OLEG MAXIMILIAN PAWELEC	24	19	93	67	36	5	5	19	19	87	87	89	26	19	5
21	89	DEMIS MIHAILA	89	89	89	36	19	87	87	89	87	89	89	5	5	5	89
22	19	POL SOLÁ	67	26	67	87	87	89	89	87	89	5	5	19	19	89	19
23	81	CÉSAR PARRILLA	26	67	81	89	5	21	62	62	62	62	62	62	62	81	81
24	21	RUCHÉ MOODLEY	12	13	12	13	89	62	21	21	21	21	21	21	21	21	21
25	62	BLAI TRIAS	87	12	87	81	62	17	17	17	71	17	71	17	81	62	62
26	17	TORIN COLLINS	5	5	13	62	21	71	71	71	17	71	17	71	17	17	17
27	71	HAMAD KHAMIS AL-SAHOUTI	13	87	5	5	43	81	81	81	81	81	81	81	71	71	71
28	43	AMANUEL DAVID BRINTON	73	73	21	21	73	43	43	20	43	43	43	43	43	43	43
29	16	ALESSANDRO SCIARRETTA	21	21	62	73	17	20	20	43	37	37	37	37	37	37	16
30	37	COREY TINKER	62	62	73	43	71	37	37	37	16	16	16	16	16	16	37
31	20	OWEN VAN TRIGT	43	43	43	17	81	16	16	16	20	20	20	20	20	20	20
32	84	THÉO GOURDON	17	17	17	71	20	84	84	84	84	84	84	84	84	84	84
33	93	GUIDO PINI	84	84	71	37	37										
34	67	CASEY O'GORMAN	16	37	37	20	16										
35	73	GONÇALO RIBEIRO	37	71	20	16	84										
36	13	HAKIM DANISH	71	16	16	84											
37	66	PHILLIP TONN	20	20	84												



## FIM CEV REPSOL 2021

### Autódromo Internacional do Algarve

Heat name : Hawkers ETC - Race  
 Heat Date : 04 July 2021  
 Track name : Autodromo Internacional Algarve - 4592 mtr.

Participants Started	: 38	Participants Classified	: 32
Participants Finished	: 32	Participants Not Classified	: 19
Participants Not Finished	: 6		

Green flag at	: 12:01:56	Heat recording start time	: 11:45:00
Finish flag waved at	: 12:30:02	Heat recording end time	: 12:33:51
Total time under Green	: 28:05	Total of All Laps in Heat	: 502
Number of cautions	: 0	Total time under Yellow	: 00:00:00
Number of code-60's	: 0	Total time under Code-60	: 00:00:00

#### Leader history during the Heat

#	Nbr	Lap	to Lap	Name	Motorcycle
1	95	1	1	MARCO MORELLI	HONDA
2	51	2	2	BRIAN URIARTE	HONDA
3	28	3	4	MÁXIMO MARTÍNEZ	HONDA
4	85	5	9	XABI ZURUTUZA	HONDA
5	28	10	10	MÁXIMO MARTÍNEZ	HONDA
6	85	11	15	XABI ZURUTUZA	HONDA

#### Best Lap time history during the Heat

#	Nbr	lap time	in lap	Name	Motorcycle	time of day
1	51	1:52.147	2	BRIAN URIARTE	HONDA	12:05:42
2	10	1:51.238	2	ADRIÁN CRUCES	HONDA	12:05:42
3	95	1:51.135	9	MARCO MORELLI	HONDA	12:18:51
4	95	1:51.111	13	MARCO MORELLI	HONDA	12:26:19
5	51	1:50.943	15	BRIAN URIARTE	HONDA	12:30:02
6	10	1:50.757	15	ADRIÁN CRUCES	HONDA	12:30:02

#### Summary of number of laps in the lead

#	Nbr	Name	Motorcycle	# Laps in the lead
1	85	XABI ZURUTUZA	HONDA	10
2	28	MÁXIMO MARTÍNEZ	HONDA	3
3	51	BRIAN URIARTE	HONDA	1
4	95	MARCO MORELLI	HONDA	1